

## INVESTMENT POLICY OF THE FUND

The fund aims to profit from global megatrends that extend beyond economic cycles. Such trends may include demographic changes (ageing society, developing markets), efficiency gains due to scarce resources (renewable resources, energy efficiency), urbanisation, or even technological innovation. The fund aims to achieve its objectives through equity-type instruments, primarily exchange-traded funds (ETFs), equities and open-ended public investment funds. Megatrends are long-term changes that have a lasting impact on our social and economic environment. The fund aims to share in the profit growth of companies that could be winners in these processes. Megatrends are long-term processes that extend beyond normal economic cycles, are usually global and affect the whole world. Consequently, the fund does not have a geographical specification. As the fund aims to profit from long-term growth and has significant exposure to stock markets, it is recommended for risk-taking investors with a long-term investment horizon. The Fund holds its assets in euro. The Fund invests only in investments where the expense ratio remains below 2.5%, but always aims to keep the average fees charged on the underlying collective investment instruments below 1%. The fund also does not have a geographical specification, and thus no typical currency composition. The target currency of the Fund is therefore the settlement currency of the benchmark index (USD). Due to the strategy of the Fund, it may also invest in assets denominated in foreign currency. The Fund may hedge some or all of its foreign currency risk using forward currency positions against the target currency, i.e. the settlement currency of the benchmark (USD). The Fund Manager has a discretionary right to reduce the foreign currency risk of positions denominated in a currency other than the target currency, depending on market developments, by entering into hedge transactions. In addition, the use of equity and index futures is permitted in order to effectively build the Fund's portfolio.

## MARKET SUMMARY

At its first policy meeting in 2023 the US Federal Reserve raised its benchmark interest rate by 25 basis points, as expected, and at the subsequent press conference, Fed Chairman Jerome Powell promised a more cautious stance than before and a stand-alone decision making process at every FOMC meeting in the future. Powell said he expected the interest rate path to peak higher than expected now, while acknowledging and giving credibility to the fact that inflation in many sectors is falling, a disinflationary process has begun. He expects wages to fall, but does not think this will lead to a meaningful recession. A return to the 2 percent inflation target will require a rebalancing of the labor market, i.e. some rise in unemployment. Powell also said that over-tightening is not the goal and that the tools are there to deal with it. One of his most interesting statements was that he talked about a tightening of financial conditions when these indicators have been at a loose level for several months. All in all, the previous harsh rhetoric was replaced by a balanced communication from the central bank, leaning towards the possibility of soft-landing.

In Hungary, inflation remains very high. According to the official KSH bulletin, inflation was 24.5% in January. Although the MNB did not raise the base rate in January, it did so implicitly. It raised the banks' required reserves, thus taking money out of the economy, but more importantly, the 18% interest rate on the weekly MNB tender is now available to financial institutions too. This has had a very positive effect on the forint exchange rate, which is now consistently below the 390 level against the euro. Although Hungary has been downgraded by two credit rating agencies, it has not been able to weaken the forint.

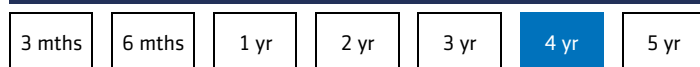
The fund achieved a positive return in January. The environment was good for growth stocks in January. Expectations for interest rate hikes were lowered, which was a significant help for the growth sector. Among our individual exposures, Ali Baba, Plug Power, and Allegro performed the best. At the sector level, commodity scarcity related to energy transformation, emerging market internet, renewable energy and A.I. and robotics performed well. We reacted in time to the hype around artificial intelligence in the fund and were able to benefit significantly during January. We also took some exposure to the European travel and leisure and the European luxury goods sectors at the beginning of January, which were indirectly good proxies for the opening in China. In addition, we also took positions in the social media sector, which we hated last year, which also proved to be a good decision. In 2023, the EPS growth margin of growth stocks versus value stocks will widen significantly as pricing has normalized since the epidemic and usually in periods of low economic growth investors look for structurally sound growth themes. The fund is at 92% against the benchmark.

## GENERAL INFORMATION

Fund Manager:	AEGON Hungary Fund Manager Ltd.
Custodian:	Unicredit Bank Hungary Zrt.
Main distributor:	AEGON Hungary Fund Manager Ltd.
Benchmark composition:	100% MSCI AC World Daily Total Return Net USD Index
ISIN code:	HU0000729603
Start:	07/25/2022
Currency:	USD
Net Asset Value of the whole Fund:	82,486,297 EUR
Net Asset Value of UI series:	78,917 USD
Net Asset Value per unit:	1.037518 USD

## DISTRIBUTORS

## SUGGESTED MINIMUM INVESTMENT PERIOD



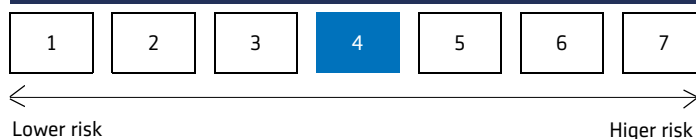
## ASSET ALLOCATION OF THE FUND

Asset	Weight
Collective securities	77.44 %
International equities	8.38 %
Current account	12.91 %
Receivables	7.98 %
Liabilities	-6.70 %
Market value of open derivative positions	0.00 %
<b>Total</b>	<b>100,00 %</b>
Derivative products	7.85 %
Net corrected leverage	108.31 %

### Assets with over 10% weight

There is no such instrument in the portfolio

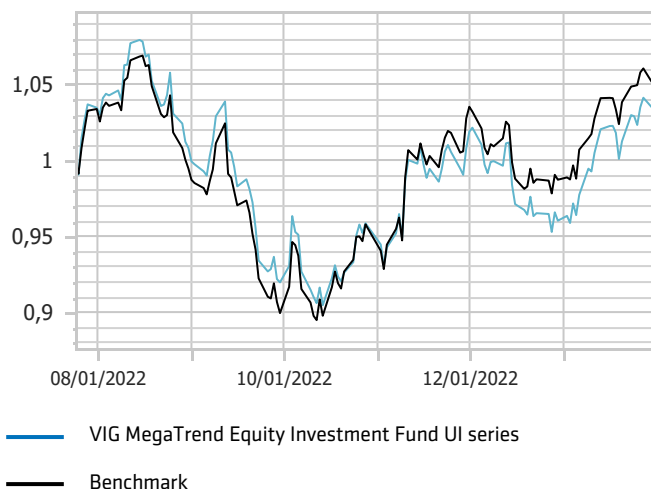
## RISK PROFILE



NET YIELD PERFORMANCE OF THE SERIES		
Interval	Yield of note	Benchmark yield
From start	3.75 %	5.82 %
1 month	8.02 %	7.17 %
3 months	8.21 %	10.46 %
6 months	0.04 %	2.45 %

## NET PERFORMANCE OF THE SERIES

net asset value per share, 07/25/2022 - 01/31/2023



## RISK INDICATORS FOR THE LAST 12 MONTHS

Annualized standard deviation of the fund's weekly yields	14.54 %
Annualized standard deviation of the benchmark's weekly yields	14.21 %
WAM (Weighted Average Maturity)	0.00 years
WAL (Weighted Average Life)	0.00 years

## TOP 10 POSITIONS

Asset	Type	Counterparty / issuer	Maturity
NASDAQ 100 E-MINI Mar23 Buy	derivatív	Erste Bef. Hun	03/17/2023
Amundi S&P Global Luxury UCITS	investment note	Amundi S&P Global Luxury UCITS	
Global X US Infrastructure Dev UTICTS ETF	investment note	Global X U.S. Infrastructure Development ETF	
Invesco Solar Energy UCITS ETF	investment note	Invesco Solar Energy UCITS ETF	
SPDR S&P Insurance ETF	investment note	SPDR S&P Insurance ETF	
Invesco EQQQ Nasdaq-100 UCITS ETF	investment note	Nasdaq ETF Funds PLC	
EuroPE 600 Stoxx Insurance ETF	investment note	EuroPEstoxx 600 Insurance ETF	
Xtrackers MSCI World Consumer ETF	investment note	Xtrackers MSCI World Consumer ETF	
Invesco Health Care S&P US UCITS ETF	investment note	Invesco Health Care S&P US Sel	
L&G Clean Water UCITS ETF	investment note	L&G Clean Water UCITS ETF	

## Legal declaration

The recent document qualifies as Portfolio Report according to the Kbtv. requirements. It contains the following elements based on the last net asset value of the reporting month: presentation of the assets of the fund regarding asset type of portfolio investment and regarding other categories detailed in its investment policy; list of assets (issuers) representing more than 10% of the portfolio; net asset value of the fund, including the cumulated and the calculated value per unit share. Investors are kindly advised, that past performance of the fund does not guarantee future performance. The returns presented are to be considered without applicable taxes, distribution fees and commissions, fees related to account keeping and other costs in relation with holding an investment fund unit. Information presented in the Portfolio Report are for information purposes only, not intended to serve as investment advice, or any other offer. Investors are kindly advised to carefully read the Key Investors Document and Prospectus of the fund, in order to understand the risks of investing into the fund, and to be able to make an informed investor decision. The referred documents are available at the distribution locations and on the official website of Aegon Alapkezelő Zrt.  
 Aegon Magyarország Befektetési Alapkezelő Zrt. | 1085 Budapest, Kálvin tér 12-13. | +36 1 477 4814 | alapkezel@aeon.hu | www.aegonalapkezel.hu