

INVESTMENT POLICY OF THE FUND

The objective of the fund is to get a share of the yields of the Turkish equity market, and to benefit on the Turkish economy growth through equity rates and dividends incomes. In accordance with the risk features of the equity investments, the fund is considered as a high-risk investment. According to the intentions of the Fund Manager, the portfolio of the Fund is predominantly formed by equities publicly issued by foreign companies, so the ratio of equities in the fund may reach the legal maximum at the time. Primary targets of investment are the equities of companies listed on the stock that operate in Turkey or make most of their revenues in those countries. The fund registers its assets in Hungarian Forint, the Fund Manager is entitled to cover part of all the currency risks with forward currency positions, while complying with the effective legal provisions.

MARKET SUMMARY

The Russian-Ukrainian conflict has been completely pushed into the background, and investors are almost exclusively interested in the impact of the war on inflation around the world. Food prices have already risen significantly as both Ukrainian and Russian grain exports have fallen sharply. Energy prices are also at a decade high, but here the price rise is mostly due to refined products. The US Federal Reserve is in a serious dilemma. In May, the biggest retail chains published their quarterly reports, and almost all reported weaker-than-expected results. This already suggests that the US economy is in a possible recession, even if the macroeconomic numbers do not yet show it. The Fed is still communicating that we can expect 50 basis point hikes and a large reduction in the bond portfolio in the coming period. The ECB is in similar situation to the Fed. The impact of the war in Europe is being felt in full force, and the inflationary impact is even higher. Natural gas prices have seen an unprecedented rise, but gasoline prices have also hit a record high. In Germany, annual inflation rose to 8.70%, a 60-year high. The Hungarian central bank continued to raise interest rates in May in response to the high inflation figures. In May, the MNB raised the base rate by 50 basis points to 5.90% and the one-week deposit rate to 6.75%. The EURHUF exchange rate was highly volatile in May due to the Russian-Ukrainian conflict. During the month, the forint weakened from 375 to 397 against the euro. At the moment, higher interest rates are unable to strengthen the Hungarian currency.

The fund posted a negative return in May and underperformed its benchmark index. Inflation remains extremely high in Turkey, and foreign investors are extremely underweight in this market. The Turkish lira weakened further in May, which was also inflationary. We started to actively take positions in the fund, and mainly bought high quality export oriented companies. In contrast, we are underweight firms that are mainly positioned for domestic consumption, because we believe that these firms cannot fully pass on the impact of inflation, as Turkish producer inflation is higher than consumer inflation.

GENERAL INFORMATION

Fund Manager:	AEGON Hungary Fund Manager Ltd.
Custodian:	Citibank Europe plc Magyarországi Fióktelepe
Main distributor:	AEGON Hungary Fund Manager Ltd.
Benchmark composition:	100% MSCI Turkey 10/40 Net Total Return USD Index
ISIN code:	HU0000707419
Start:	12/04/2008
Currency:	HUF
Net Asset Value of the whole Fund:	2,434,687,215 HUF
Net Asset Value of A series:	1,783,831,818 HUF
Net Asset Value per unit:	1.460136 HUF

DISTRIBUTORS

Aegon Magyarország Befektetési Alapkezelő Zrt., CIB Bank Zrt., Commerzbank Zrt., CONCORDE Értékpapír Zrt., Equilor Befektetési Zrt., Erste Befektetési Zrt., KBC Securities Magyarországi Fióktelepe, OTP Bank Nyrt., Raiffeisen Bank Zrt., Takarékbank Zrt., Unicredit Bank Hungary Zrt.

SUGGESTED MINIMUM INVESTMENT PERIOD

3 mths	6 mths	1 yr	2 yr	3 yr	4 yr	5 yr
--------	--------	------	------	------	------	------

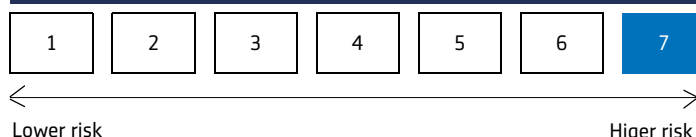
ASSET ALLOCATION OF THE FUND

Asset	Weight
International equities	92.00 %
Liabilities	-9.69 %
Receivables	9.25 %
Current account	8.45 %
Total	100,00 %
Derivative products	5.44 %
Net corrected leverage	105.73 %

Assets with over 10% weight

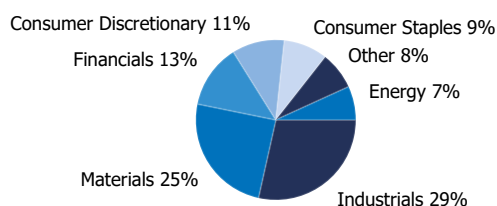
There is no such instrument in the portfolio

RISK PROFILE



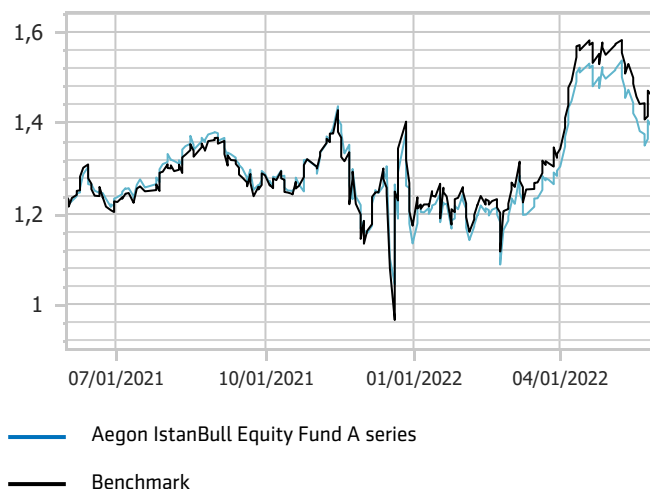
NET YIELD PERFORMANCE OF THE SERIES		
Interval	Yield of note	Benchmark yield
From start	2.85 %	4.14 %
2021	-28.03 %	-21.17 %
2020	-7.25 %	4.39 %
2019	21.09 %	16.70 %
2018	-36.82 %	-37.86 %
2017	18.68 %	18.55 %
2016	-7.19 %	-4.78 %
2015	-23.06 %	-25.86 %
2014	39.20 %	38.57 %
2013	-30.41 %	-28.22 %
2012	50.47 %	48.47 %

Stocks by sectors



NET PERFORMANCE OF THE SERIES

net asset value per share, 06/01/2021 - 05/31/2022



RISK INDICATORS FOR THE LAST 12 MONTHS

Annualized standard deviation of the fund's weekly yields	50.17 %
Annualized standard deviation of the benchmark's weekly yields	62.14 %
WAM (Weighted Average Maturity)	0.00 years
WAL (Weighted Average Life)	0.00 years

TOP 5 POSITIONS

Asset	Type	Counterparty / issuer	Maturity
EREGLI DEMIR VE CELIK FABRIK	share	EREGLI DEMIR VE CELIK FABRIK	
BIST 30 FUTURES Jun22 Buy	derivatív	Raiffeisen Hun	06/30/2022
TUPRAS	share	TUPRAS	
Turk Hava Yollari	share	Turkish Airlines	
SISE	share	Sise Ti	

Legal declaration

The recent document qualifies as Portfolio Report according to the Kbtv. requirements. It contains the following elements based on the last net asset value of the reporting month: presentation of the assets of the fund regarding asset type of portfolio investment and regarding other categories detailed in its investment policy; list of assets (issuers) representing more than 10% of the portfolio; net asset value of the fund, including the cumulated and the calculated value per unit share. Investors are kindly advised, that past performance of the fund does not guarantee future performance. The returns presented are to be considered without applicable taxes, distribution fees and commissions, fees related to account keeping and other costs in relation with holding an investment fund unit. Information presented in the Portfolio Report are for information purposes only, not intended to serve as investment advice, or any other offer. Investors are kindly advised to carefully read the Key Investors Document and Prospectus of the fund, in order to understand the risks of investing into the fund, and to be able to make an informed investor decision. The referred documents are available at the distribution locations and on the official website of Aegon Alapkezelő Zrt. Aegon Magyarország Befektetési Alapkezelő Zrt. | 1085 Budapest, Kálvin tér 12-13. | +36 1 477 4814 | alapkezel@aeon.hu | www.aegonalapkezelo.hu