

INVESTMENT POLICY OF THE FUND

The objective of the fund is to be able to benefit on global megatrends spanning over economic cycles. Such trends can be demographic changes (aging society, emerging markets), improving efficiency due to the scarce resources (renewable energy sources, energy efficiency), urbanization or even technological innovation. The fund basically wishes to achieve these objectives by collective investment instruments, mainly via ETFs distributed on stock, and open-ended public investment funds. By its nature, the fund mainly intends to hold sectoral, thematic ETFs, investment funds. Megatrends are long-term changes having permanent impact on our social and economic environment. The fund wishes to benefit on equity profit increase of companies that may become winners of these trends. Megatrends are usually global long-term processes spanning over normal economic cycles impacting the entire world. As a result, the fund does not have geographical specification. As the fund wishes to benefit on very long-term trends, and is considerably exposed to the stock market, we recommend the fund to risk-taking investors, who wish to invest on long term. Fulfilling our duty under the law, we hereby inform all investors that the fund is a fund investing in investment funds, i.e. it does or may invest more than 80 percent of its assets according to its investment policy to units or securities issued by other collective forms of investment. The fund, however, does not wish to hold more than 20 percent weight from any investment fund. The Fund may hold derivative position for equity index up to 20 percent to efficiently formulate the portfolio. The Fund's assets are registered in EUR. The Fund solely invests in investment forms, where the expense ratio is below 2.5 percent, but it is always the Fund's goal to keep the average charge rate of the underlying collective investment instruments below 1 percent.

MARKET SUMMARY

The protracted conflict between Russia and Ukraine is likely to mean that the consequences of war will haunt the world's economies for a long time to come. If we analyze just the economic effects, we see that many things have happened that were previously unthinkable to happen to a nuclear superpower. The Russian central bank's reserves held in foreign banks has been frozen and seven Russian banks have been cut off from the SWIFT system. It is too early to analyze the long-term effects of these decisions, but it is likely to fundamentally reshape the financial world.

The war could also affect the US Federal Reserve's interest rate policy. The Fed has recently communicated that it will focus on inflation and raise interest rates. Never before has the US Federal Reserve raised interest rates when nuclear power initiated a war. The problem is that the war has exacerbated inflationary trends, so the Fed has to respond in some way. At its March policy meeting, it raised its benchmark rate by 25 basis points, which seems ridiculous in the face of inflation of nearly 7%. Of course, US investment banks are also not willing to miss the predictions, and Goldman Sachs expects not 4 but 5 more US rate hikes next year, in addition to the 6 for this year.

The MNB continued to raise interest rates in March in response to the high inflation figures. In March, the MNB raised the base rate by 100 basis points to 4.40% and the one-week deposit rate from 4.60 to 6.15. The EURHUF exchange rate was highly volatile in March due to the Russian-Ukrainian conflict. It reached a new all-time high of 400 forints against the euro at the beginning of the month, but as the National Bank raised interest rates the forint strengthened and returned to 370 by the end of the month.

The fund achieved a positive return in March and outperformed the benchmark index. The positive return was driven mainly by investments in the agriculture, technology and rare metals sectors. Unfortunately, the emerging market tech sector exposure decreased the fund's return. We reduced our exposure to the Chinese tech sector after a near 30% rise in tech stocks in the middle of the month, and in contrast increased the exposure to scarce resource-related stocks. In the second half of the month, we also increased our weighting in the US tech sector, which went from underweight to overweight in the fund. At the end of the month, the equity exposure of the fund was at 100%.

GENERAL INFORMATION

Fund Manager:	AEGON Hungary Fund Manager Ltd.
Custodian:	Unicredit Bank Hungary Zrt.
Main distributor:	AEGON Hungary Fund Manager Ltd.
Benchmark composition:	100% MSCI AC World Daily Total Return Net USD Index
ISIN code:	HU0000724653
Start:	05/19/2020
Currency:	USD
Net Asset Value of the whole Fund:	77,073,723 EUR
Net Asset Value of USD series:	2,651,633 USD
Net Asset Value per unit:	1.375406 USD

DISTRIBUTORS

Aegon Magyarország Befektetési Alapkezelő Zrt., CONCORDE Értékpapír Zrt., Erste Befektetési Zrt., OTP Bank Nyrt.

SUGGESTED MINIMUM INVESTMENT PERIOD

3 mths	6 mths	1 yr	2 yr	3 yr	4 yr	5 yr
--------	--------	------	------	------	------	------

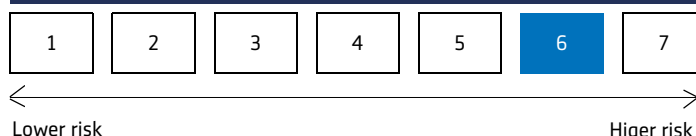
ASSET ALLOCATION OF THE FUND

Asset	Weight
Collective securities	90.57 %
International equities	7.33 %
Liabilities	-7.36 %
Receivables	7.18 %
Current account	2.28 %
Total	100,00 %
Derivative products	4.85 %
Net corrected leverage	104.93 %

Assets with over 10% weight

There is no such instrument in the portfolio

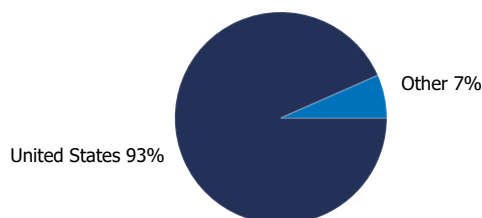
RISK PROFILE



NET YIELD PERFORMANCE OF THE SERIES

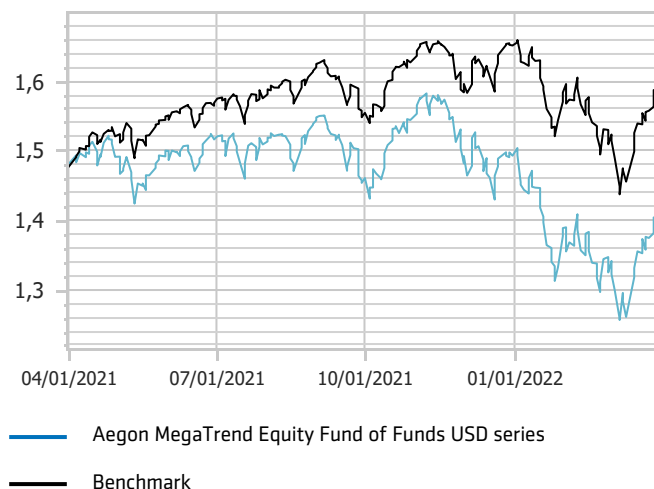
Interval	Yield of note	Benchmark yield
From start	18.63 %	23.85 %
2021	5.26 %	18.54 %

Stocks by countries



NET PERFORMANCE OF THE SERIES

net asset value per share, 04/01/2021 - 03/31/2022



RISK INDICATORS FOR THE LAST 12 MONTHS

Annualized standard deviation of the fund's weekly yields	18.95 %
Annualized standard deviation of the benchmark's weekly yields	14.19 %
WAM (Weighted Average Maturity)	0.00 years
WAL (Weighted Average Life)	0.00 years

TOP 5 POSITIONS

Asset	Type	Counterparty / issuer	Maturity
VanEck Vectors Agribusiness ETF	investment note	VanEck Vectors Agribusiness ETF	
VANGUARD HEALTH CARE ETF	investment note	VANGUARD HEALTH CARE	
Invesco QQQ Trust Series 1 ETF	investment note	Invesco QQQ Trust Series 1 ETF	
Invesco Nasdaq 100 ETF	investment note	Invesco Nasdaq 100 ETF	
SPDR S&P Insurance ETF	investment note	SPDR S&P Insurance ETF	

Legal declaration

The recent document qualifies as Portfolio Report according to the Kbfv. requirements. It contains the following elements based on the last net asset value of the reporting month: presentation of the assets of the fund regarding asset type of portfolio investment and regarding other categories detailed in its investment policy; list of assets (issuers) representing more than 10% of the portfolio; net asset value of the fund, including the cumulated and the calculated value per unit share. Investors are kindly advised, that past performance of the fund does not guarantee future performance. The returns presented are to be considered without applicable taxes, distribution fees and commissions, fees related to account keeping and other costs in relation with holding an investment fund unit. Information presented in the Portfolio Report are for information purposes only, not intended to serve as investment advice, or any other offer. Investors are kindly advised to carefully read the Key Investors Document and Prospectus of the fund, in order to understand the risks of investing into the fund, and to be able to make an informed investor decision. The referred documents are available at the distribution locations and on the official website of Aegon Alapkezelő Zrt.
 Aegon Magyarország Befektetési Alapkezelő Zrt. | 1085 Budapest, Kálvin tér 12-13. | +36 1 477 4814 | alapkezel@aeon.hu | www.aegonalapkezelo.hu