

## INVESTMENT POLICY OF THE FUND

The objective of the fund is to get a share of the yields of the Russian equity market, and to benefit on the Russian economy growth through equity rates and dividends incomes. In accordance with the risk features of the equity investments, the fund is considered as a high-risk investment. According to the intentions of the Fund Manager, the portfolio of the Fund is predominantly formed by equities publicly issued by foreign companies. Primary targets of investment are the equities of companies listed on the stock that operate in Russia or countries of the former Community of Independent States or make most of their revenues in those countries. When establishing the portfolio, the equities determine the nature of the fund, so the ratio of equities in the fund may reach the legal maximum at the time. The fund registers its assets in Hungarian Forint. The Fund Manager is entitled to cover part of all the currency risks with forward currency positions, while complying with the effective legal provisions.

## MARKET SUMMARY

In January, investors almost completely forgot about what has been weighing on their investment decisions over the past two years. It seems that the Omicron variant of the Covid virus, although spreading much faster, has a much weaker impact on humans than previous variants. The strain on the health infrastructure is not as great and the mortality rate is significantly lower. This was good news, because it meant that investors could finally focus on the things that would affect the long-term course of the economy. It was a cold shower for the markets that after the rate decision meeting in January, Fed Chairman Jay Powell stated in the strongest possible terms that now the Fed's leaders could see that their inflation expectations of last year had not been met, that inflation was significantly higher than they had expected and that they would therefore do everything possible to bring inflation down to the Fed's preferred level in 2022. The chairman outlined a plan that caused panic in the markets. According to these plans, the tapering would be drastically accelerated and interest rates would be raised as early as March. This was not well received by the markets and investors suffered the worst January sell-off ever. The ECB is facing similar problems to the US Federal Reserve. Inflation is already significant factor in Europe, but the ECB is reluctant to raise interest rates. What has been a particular problem over the past month is that energy prices have soared. This is affecting the performance of the economy, but the biggest problem is that the inflation figures remain very high. The Hungarian National Bank continued to raise interest rates in January in response to the high inflation figures. The base rate was increased by 50 basis points to 2.90% while the one-week deposit rate was raised by 30 basis points to 4.30%. The EURHUF exchange rate finally reacted to the continuous rate hikes, falling from 370 to 352.

The fund posted a negative return in January, but outperformed the benchmark index. Our view is that the Russian market has become very underpriced due to geopolitical risks. The fund remains overweight the oil and gas extraction sector. In contrast, technology, gold and internet companies remain underweight. The fund was underweight against the benchmark index at the end of the month.

## GENERAL INFORMATION

Fund Manager:	AEGON Hungary Fund Manager Ltd.
Custodian:	Unicredit Bank Hungary Zrt.
Main distributor:	AEGON Hungary Fund Manager Ltd.
Benchmark composition:	100% Msci Russia 10-40 Net TR USD
ISIN code:	HU0000713144
Start:	12/30/2013
Currency:	PLN
Net Asset Value of the whole Fund:	6,727,708,609 HUF
Net Asset Value of PI series:	3,612,168 PLN
Net Asset Value per unit:	1.457108 PLN

## DISTRIBUTORS

Aegon Towarzystwo Ubezpieczen na Zycie Spolka


## SUGGESTED MINIMUM INVESTMENT PERIOD

3 mths	6 mths	1 yr	2 yr	3 yr	4 yr	5 yr
--------	--------	------	------	------	------	------

## ASSET ALLOCATION OF THE FUND

Asset	Weight
International equities	93.14 %
Current account	6.95 %
Liabilities	-2.27 %
Receivables	2.18 %
<b>Total</b>	<b>100,00 %</b>
Derivative products	7.13 %
Net corrected leverage	106.89 %
<b>Assets with over 10% weight</b>	
LUKOIL PJSC	

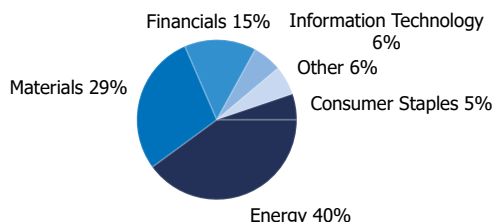
## RISK PROFILE

1	2	3	4	5	6	7
						
Lower risk			Higher risk			

## NET YIELD PERFORMANCE OF THE SERIES

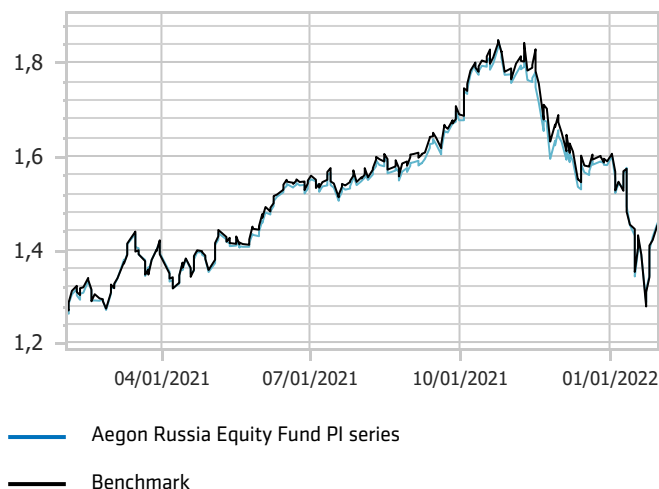
Interval	Yield of note	Benchmark yield
From start	4.76 %	5.13 %
2021	24.09 %	22.38 %
2020	-6.99 %	-2.85 %
2019	29.36 %	46.46 %
2018	4.80 %	0.67 %
2017	-15.94 %	-18.62 %
2016	58.87 %	55.54 %
2015	13.15 %	10.49 %
2014	-33.33 %	-33.34 %

## Stocks by sectors



## NET PERFORMANCE OF THE SERIES

net asset value per share, 02/01/2021 - 01/31/2022



## RISK INDICATORS FOR THE LAST 12 MONTHS

Annualized standard deviation of the fund's weekly yields	23.49 %
Annualized standard deviation of the benchmark's weekly yields	24.18 %
WAM (Weighted Average Maturity)	0.00 years
WAL (Weighted Average Life)	0.00 years

## TOP 5 POSITIONS

Asset	Type	Counterparty / issuer	Maturity
LUKOIL PJSC	share	LUKOIL	
Gazprom PJSC	share	Gazprom	
RDX USD Index Mar22 Buy	derivativ	Raiffeisen Hun	03/18/2022
SBERBANK-CLS	share	SBERBANK	
NOVATEK OAO GDR	share	NOVATEK	

## Legal declaration

The recent document qualifies as Portfolio Report according to the Kbtv. requirements. It contains the following elements based on the last net asset value of the reporting month: presentation of the assets of the fund regarding asset type of portfolio investment and regarding other categories detailed in its investment policy; list of assets (issuers) representing more than 10% of the portfolio; net asset value of the fund, including the cumulated and the calculated value per unit share. Investors are kindly advised, that past performance of the fund does not guarantee future performance. The returns presented are to be considered without applicable taxes, distribution fees and commissions, fees related to account keeping and other costs in relation with holding an investment fund unit. Information presented in the Portfolio Report are for information purposes only, not intended to serve as investment advice, or any other offer. Investors are kindly advised to carefully read the Key Investors Document and Prospectus of the fund, in order to understand the risks of investing into the fund, and to be able to make an informed investor decision. The referred documents are available at the distribution locations and on the official website of Aegon Alapkezelő Zrt. Aegon Magyarország Befektetési Alapkezelő Zrt. | 1085 Budapest, Kálvin tér 12-13. | +36 1 477 4814 | alapkezel@egon.hu | www.aegonalapkezelo.hu