

INVESTMENT POLICY OF THE FUND

The aim of the fund is to benefit on the economical growth of emerging countries. The fund accomplishes this goal basically via individual equity investments, however it may also hold collective investment instruments, if it is necessary for the efficient management of the portfolio. These can primarily be ETFs listed on the stock exchange, and open-end public investment funds. In the course of selecting the equities the Fund dedicates special attention to the compliance of individual companies with ESG (environmental, social, governance) criteria, so in addition to analyzing the financial factors, Portfolio managers also take into consideration environmental, social and governance factors during the investment decision making process. The Fund Manager seeks to build a portfolio in which the positive ESG characteristics of companies prevail, i.e. companies with high ESG scores are overrepresented in the portfolio as compared to companies with low ESG scores. The environmental criterion covers the elements where a business interacts with the environment. Environmental criteria include elements in the course of which the company comes into contact with the environment. These include for example the energy utilization, waste management, pollutant emission and/or the preservation of natural resources. Social criteria include all relations maintained by the company with its external partners, customers and internal employees. Corporate governance criteria are legal factors impacting reliable operation of a company. The Fund's main strategy is to provide broad emerging equity market exposure and to achieve performance above the emerging market index through active equity market allocation. An active strategy enables the Fund to achieve a return in excess of the benchmark. The Fund's risk exposure due to its geographical distribution is close to the benchmark.

MARKET SUMMARY

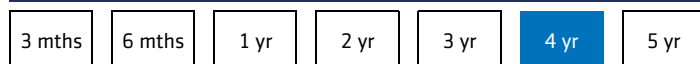
September had similar movements in the stock markets just like the previous months. Indices rose to new highs, but unlike in the previous period, stock markets got over valued I'll after the first week and ended the month in negative territory. The US legislature failed to agree on the budget for next year and the US is in danger of another government shutting down. This already has happened in the early 2010s, when a credit rating firm downgraded the US government's debt in response. In the middle of the month, the US Federal Reserve also met and gave the strongest signal yet that it would start reducing liquidity as early as this year, and aim to complete the process by next summer, which would mean a \$15 billion a month reduction in bond buying. Nine of the 13 voting FOMC members expect an interest rate hike as early as next year. That would put the Fed funds rate to 1% by the end of 2023 which would also be higher than expected. Investors have grown accustomed to the abundance of money provided by the central banks in recent years, and this withdrawal could cause serious problems. The central bank chairman is trying in vain to communicate that reducing liquidity is not the same as raising interest rates if the combined effect is the same for financial markets. In Europe, the ECB took a similar decision to the US at its September meeting, except that they are targeting yields rather than volume. The ECB's communication for years has been that they are targeting an inflation rate of 2%. In Hungary, the central bank raised the benchmark interest rate by a further 15 basis points in September to 165 basis points. The MNB's communication shows that QE has been reduced from 50 billion to 40 billion, bond purchases are mainly targeting the long side and forint swap liquidity is being reduced to achieve higher interest rates. The central bank's clear aim is to contain inflation without torpedoing economic growth. At the same time, they also want to stabilize the forint exchange rate, preferably in the EUR/USD 350-360 range. The fund achieved a positive return in September and outperformed its benchmark index. We continue to underweight the China exposure, as this is the market that is most likely to determine emerging markets' performance. As we wrote last month, within the Chinese market we have started to selectively buy technology stocks as their pricing has fallen unrealistically. Against the underweight of Chinese equities, we have over weighted the Indian and Taiwanese markets in Asia, while we have completely closed the Mexican overweight in September, and increased the weight of the Russian and Hungarian energy companies.

GENERAL INFORMATION

Fund Manager:	AEGON Hungary Fund Manager Ltd.
Custodian:	Unicredit Bank Hungary Zrt.
Main distributor:	AEGON Hungary Fund Manager Ltd.
Benchmark composition:	100% MSCI EM (EMERGING MARKETS) ESG
ISIN code:	HU0000723689
Start:	06/09/2020
Currency:	PLN
Net Asset Value of the whole Fund:	13,320,436,178 HUF
Net Asset Value of PI series:	17,021 PLN
Net Asset Value per unit:	1.309304 PLN

DISTRIBUTORS

SUGGESTED MINIMUM INVESTMENT PERIOD



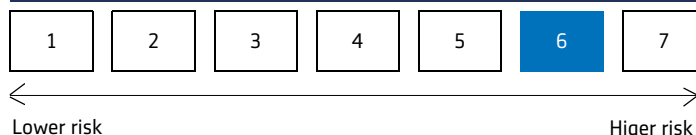
ASSET ALLOCATION OF THE FUND

Asset	Weight
Collective securities	64.47 %
International equities	26.16 %
Hungarian equities	3.55 %
Liabilities	-7.00 %
Current account	6.84 %
Receivables	5.98 %
Total	100,00 %
Derivative products	4.64 %
Net corrected leverage	104.63 %

Assets with over 10% weight

There is no such instrument in the portfolio

RISK PROFILE

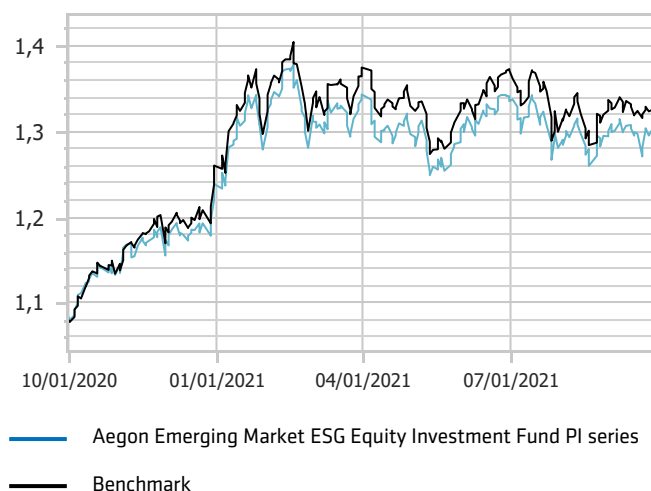


NET YIELD PERFORMANCE OF THE SERIES

Interval	Yield of note	Benchmark yield
From start	22.87 %	22.20 %

NET PERFORMANCE OF THE SERIES

net asset value per share, 10/01/2020 - 09/30/2021



RISK INDICATORS FOR THE LAST 12 MONTHS

Annualized standard deviation of the fund's weekly yields	14.01 %
Annualized standard deviation of the benchmark's weekly yields	14.63 %
WAM (Weighted Average Maturity)	0.00 years
WAL (Weighted Average Life)	0.00 years

TOP 5 POSITIONS

Asset	Type	Counterparty / issuer	Maturity
Lyxor MSCI Taiwan UCITS ETF	investment note	Lyxor MSCI Taiwan UCITS ETF	
Lyxor MSCI India UCITS ETF	investment note	Lyxor MSCI India UCITS ETF	
Xtrackers ESG MSCI EM UCITS ETF	investment note	Xtrackers ESG MSCI EM UCITS ETF	
Xtrackers MSCI EM ESG Leaders	investment note	Xtrackers MSCI Emerging Market	
Lyxor MSCI Korea UCITS ETF	investment note	Lyxor MSCI Korea UCITS ETF	

Legal declaration

The recent document qualifies as Portfolio Report according to the Kbtv. requirements. It contains the following elements based on the last net asset value of the reporting month: presentation of the assets of the fund regarding asset type of portfolio investment and regarding other categories detailed in its investment policy; list of assets (issuers) representing more than 10% of the portfolio; net asset value of the fund, including the cumulated and the calculated value per unit share. Investors are kindly advised, that past performance of the fund does not guarantee future performance. The returns presented are to be considered without applicable taxes, distribution fees and commissions, fees related to account keeping and other costs in relation with holding an investment fund unit. Information presented in the Portfolio Report are for information purposes only, not intended to serve as investment advice, or any other offer. Investors are kindly advised to carefully read the Key Investors Document and Prospectus of the fund, in order to understand the risks of investing into the fund, and to be able to make an informed investor decision. The referred documents are available at the distribution locations and on the official website of Aegon Alapkezelő Zrt.
 Aegon Magyarország Befektetési Alapkezelő Zrt. | 1085 Budapest, Kálvin tér 12-13. | +36 1 477 4814 | alapkezelo@aegon.hu | www.aegonalapkezelo.hu