

INVESTMENT POLICY OF THE FUND

The objective of the Fund is to benefit from long term, global megatrends. These trends include demographical changes (aging society, emerging markets), efficiency improvements due to depletion of scarce resources (renewable resources, energy efficiency), urbanization, or even technical developments and innovations. To achieving the main objectives, the Fund primarily invests in exchange traded funds, secondly in open-end mutual funds. Megatrends are long term changes that will permanently and significantly alter our social and economic environment. The Fund wishes to invest in companies and sectors likely to benefit from these trends. Thanks to its characteristic, the Fund mainly holds sector and thematic ETFs and mutual funds. Megatrends are very long-term, generally global trends, which are spanning economic cycles. Therefore the Fund invests in global markets without any geographical specification. As the Funds profit from very long term trends and exposed heavily to equity markets, we recommend the Fund for long term, risk seeking investors. The type of the Fund is fund of funds, which, according to their investment policy, have to invest in at least 80% of their assets into ETFs and mutual funds. At the same time, the maximum exposure of each fund is not exceeding 20% of their total assets. The Fund only invests in instruments with total expense ratio below 2.5% and intent to maintain the average expense ratio below 1%.

MARKET SUMMARY

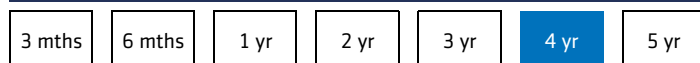
In August, markets continued their march to new highs and another record was broken. So far, the number of new highs set in August was 11, which occurred in 1929, followed by 10 in 1987. Both are notable, as these two years saw the two biggest market falls of the 20th century. We don't know if 2021 will be remembered for this, but it is safe to say that the current market overvaluation far exceeds that of 1929 and 1987. The economic structure now is completely different from what it was then. The growth of the economies was not so dependent on the performance of stock markets, which puts the current market conditions in a different perspective. Thanks to the continuous intervention of central banks, stock markets no longer reflect the real valuation of the real economies, but the liquidity provided by central banks. If this flow of money were suddenly stopped, there would be another crash regardless of the performance of the real economies. The US Federal Reserve wants to avoid this at all costs, and will do everything in its power to do so. The Jackson Hole meeting in August was held in this spirit, when Fed President Jay Powell implicitly suggested that the money supply would not be turned off. Although he hinted that not everything is going the way the Fed would like, he said that the time for financial tightening had not yet come. In Hungary the central bank has raised the interest rate by another 30 basis points to 150 basis points. The central bank's clear aim is to keep inflation in check without torpedoing economic growth. At the same time, they also want to stabilize the forint exchange rate, preferably around the EUR/HUF 350 exchange rate. With inflation on the rise around the world, it is possible that the central bank will be forced to raise interest rates further in order to keep Hungarian inflation inline. The fund delivered a positive return in August, but slightly underperformed the benchmark index. The fund's returns were helped by US technology, fintech, semiconductor and water management exposure during the month. The emerging market internet, cannabis and commodities sectors took away from last month's return. At the start of the month, we increased the weight of the healthcare sector, while we reduced weight of the insurance and gaming sectors. The fund's equity allocation is slightly overweight against the benchmark index.

GENERAL INFORMATION

Fund Manager:	AEGON Hungary Fund Manager Ltd.
Custodian:	Unicredit Bank Hungary Zrt.
Main distributor:	AEGON Hungary Fund Manager Ltd.
Benchmark composition:	100% MSCI AC World Daily Total Return Net USD Index
ISIN code:	HU0000724679
Start:	06/09/2020
Currency:	PLN
Net Asset Value of the whole Fund:	88,138,263 EUR
Net Asset Value of PI series:	37,334,054 PLN
Net Asset Value per unit:	1.389461 PLN

DISTRIBUTORS

SUGGESTED MINIMUM INVESTMENT PERIOD



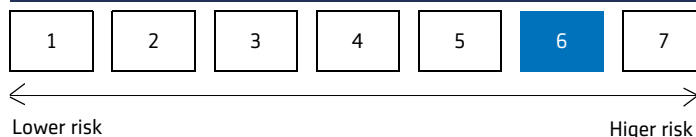
ASSET ALLOCATION OF THE FUND

Asset	Weight
Collective securities	94.09 %
International equities	2.94 %
Hungarian equities	0.70 %
Current account	2.22 %
Receivables	0.21 %
Liabilities	-0.15 %
Total	100,00 %
Derivative products	5.07 %
Net corrected leverage	105.24 %

Assets with over 10% weight

ISHARES MSCI ACWI INDEX FUND

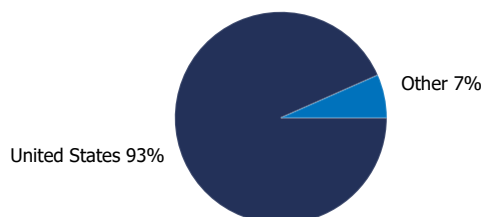
RISK PROFILE



NET YIELD PERFORMANCE OF THE SERIES

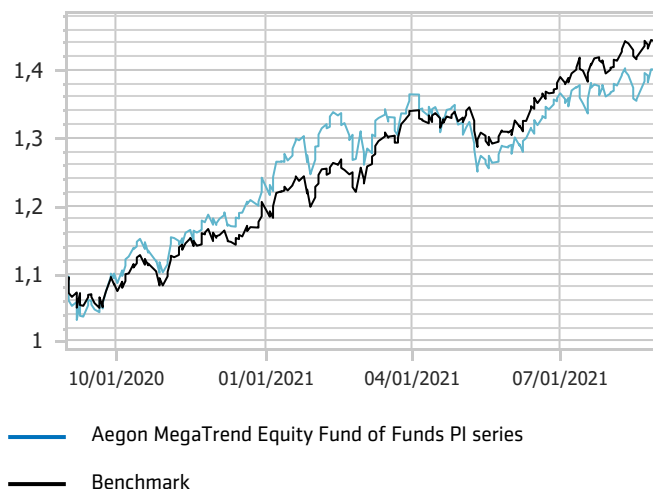
Interval	Yield of note	Benchmark yield
From start	30.75 %	28.38 %

Stocks by countries



NET PERFORMANCE OF THE SERIES

net asset value per share, 09/01/2020 - 08/31/2021



RISK INDICATORS FOR THE LAST 12 MONTHS

Annualized standard deviation of the fund's weekly yields	13.90 %
Annualized standard deviation of the benchmark's weekly yields	10.69 %
WAM (Weighted Average Maturity)	0.00 years
WAL (Weighted Average Life)	0.00 years

TOP 5 POSITIONS

Asset	Type	Counterparty / issuer	Maturity
ISHARES MSCI ACWI INDEX FUND	investment note	ISHARES MSCI ACWI INDEX FUND	
Invesco QQQ Trust Series 1 ETF	investment note	Invesco QQQ Trust Series 1 ETF	
Global X Millennials Thematic ETF	investment note	Global X Millennials Thematic ETF	
VANGUARD HEALTH CARE ETF	investment note	VANGUARD HEALTH CARE	
iShares Global Materials ETF	investment note	iShares Global Materials ETF	

Legal declaration

The recent document qualifies as Portfolio Report according to the Kbtv. requirements. It contains the following elements based on the last net asset value of the reporting month: presentation of the assets of the fund regarding asset type of portfolio investment and regarding other categories detailed in its investment policy; list of assets (issuers) representing more than 10% of the portfolio; net asset value of the fund, including the cumulated and the calculated value per unit share. Investors are kindly advised, that past performance of the fund does not guarantee future performance. The returns presented are to be considered without applicable taxes, distribution fees and commissions, fees related to account keeping and other costs in relation with holding an investment fund unit. Information presented in the Portfolio Report are for information purposes only, not intended to serve as investment advice, or any other offer. Investors are kindly advised to carefully read the Key Investors Document and Prospectus of the fund, in order to understand the risks of investing into the fund, and to be able to make an informed investor decision. The referred documents are available at the distribution locations and on the official website of Aegon Alapkezelő Zrt. Aegon Magyarország Befektetési Alapkezelő Zrt. | 1085 Budapest, Kálvin tér 12-13. | +36 1 477 4814 | alapkezel@egon.hu | www.aegonalapkezel.hu