

MARKET SUMMARY

The equity markets continued to rally in June, but as we have written before, volatility is also on the rise. Last month, the SP 500 index fell more than 2% in 3 days, while the Russell 2000 index fell more than 5% during this period. Although both indices recovered their sell-offs, with the SP 500 even managing to reach a new all-time high by the end of the month, one can sense that investor confidence in the markets are waning. This is understandable after the US interest rate decision in June. Up until then, the US Federal Reserve has communicated that they believe inflation is transitory, and that they are sticking to their plan to raise interest rates in 2024-25. This has changed radically in June, when Fed President Jay Powell said that they now see inflation as not transitory, but they do not think it is persistent. As a result, 2- and 5-year bond yields started to rise, while long-term yields went lower. The equity markets were unsure for a couple of days how to interpret the Fed chairman's statements, but in the end the consensus was that inflation may be higher, the coming economic environment may not be as favorable for equities as it has been, but what will not change is that the Fed will do everything it can, to ensure that equity markets will not fall significantly. In Europe, the situation varies from country to country. Although the UK is one of the most vaccinated nation, they have extended the lock down over the past month because of spreading of the delta variant. Other countries are trying to open up their economies, the question is how widespread the new strain of the virus will spread and how much the death rate will increase. European macroeconomic data also shows a steadily improving trend, so politicians will face a difficult choice. If the new strain of the virus becomes too widespread, will they impose austerity again, or will they keep the easing for the sake of the economy. Hungary will continue on the path it has started since mid-May. The economy is opening up, with fewer restrictions for residents to endure. The problem is that the higher-than-expected rise in inflation. Last month the MNB has already indicated that if they see higher and persistent inflation, they will take countermeasures. In June, they made good on their promise by raising the base rate from 60 bp to 90 bp and the one-week depo rate from 75 bp to 90 bp. The forint strengthened back to 350 against the euro as a result. The fund achieved a positive return in June and outperformed its benchmark index. The outperformance was mainly driven by the global environment. When we saw that US treasury yields were turning, we increased the weight of the solar sector and other growth sectors in the fund. Over the past month, the best returns have come from the solar and semiconductor sectors and various big technology stocks. In contrast, the materials and energy transition-related sectors have performed poorly, but we continue to believe that these sectors will perform well going forward. The fund's equity allocation is equally weighted relative to the benchmark index.

INVESTMENT POLICY OF THE FUND

The objective of the Fund is to benefit from long term, global megatrends. These trends include demographical changes (aging society, emerging markets), efficiency improvements due to depletion of scarce resources (renewable resources, energy efficiency), urbanization, or even technical developments and innovations.

To achieving the main objectives, the Fund primarily invests in exchange traded funds, secondly in open-end mutual funds. Megatrends are long term changes that will permanently and significantly alter our social and economic environment. The Fund wishes to invest in companies and sectors likely to benefit from these trends. Thanks to its characteristic, the Fund mainly holds sector and thematic ETFs and mutual funds. Megatrends are very long-term, generally global trends, which are spanning economic cycles. Therefore the Fund invests in global markets without any geographical specification. As the Funds profit from very long term trends and exposed heavily to equity markets, we recommend the Fund for long term, risk seeking investors.

The type of the Fund is fund of funds, which, according to their investment policy, have to invest in at least 80% of their assets into ETFs and mutual funds. At the same time, the maximum exposure of each fund is not exceeding 20% of their total assets. The Fund only invests in instruments with total expense ratio below 2.5% and intent to maintain the average expense ratio below 1%.

GENERAL INFORMATION

Fund Manager:	AEGON Hungary Fund Manager Ltd.
Custodian:	Unicredit Bank Hungary Zrt.
Main distributor:	AEGON Hungary Fund Manager Ltd.
Benchmark composition:	100% MSCI AC World Daily Total Return Net USD Index
ISIN code:	HU0000724646
Start:	06/02/2020
Currency:	HUF
Net Asset Value of the whole Fund:	83,072,867 EUR
Net Asset Value of R series:	1,760,187,500 HUF
Net Asset Value per unit:	1.393463 HUF

DISTRIBUTORS

Raiffeisen Bank Zrt.

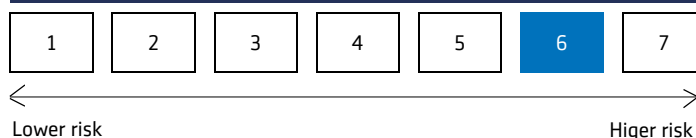
SUGGESTED MINIMUM INVESTMENT PERIOD

3 mths	6 mths	1 yr	2 yr	3 yr	4 yr	5 yr
--------	--------	------	------	------	------	------

NET YIELD PERFORMANCE OF THE SERIES

Interval	Yield of note	Benchmark yield
From start	36.10 %	32.17 %

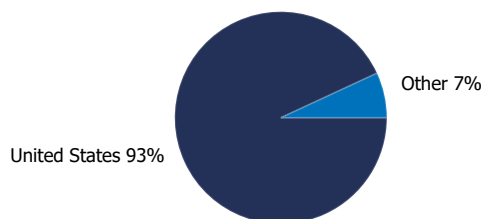
RISK PROFILE



ASSET ALLOCATION OF THE FUND	
Asset	Weight
Collective securities	97.19 %
International equities	1.79 %
Hungarian equities	0.66 %
Current account	0.48 %
Liabilities	-0.16 %
Receivables	0.05 %
total	100,00 %
Derivative products	0.00 %
Net corrected leverage	100.00 %

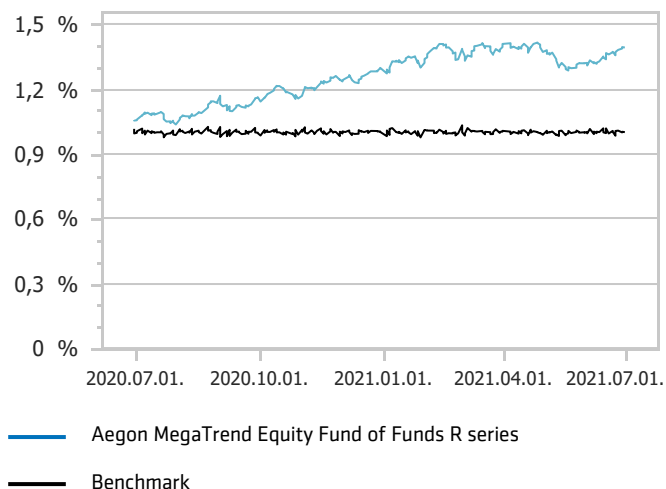
Assets with over 10% weight

Stocks by countries



NET PERFORMANCE OF THE SERIES

net asset value per share, 07/01/2020 - 06/30/2021



RISK INDICATORS FOR THE LAST 12 MONTHS

Annualized standard deviation of the fund's weekly yields	15.20 %
Annualized standard deviation of the benchmark's weekly yields	12.28 %
WAM (Weighted Average Maturity)	0.00 years
WAL (Weighted Average Life)	0.00 years

TOP 5 POSITIONS

Asset	Type	Counterparty / issuer	Maturity
ISHARES MSCI ACWI INDEX FUND	investment note	ISHARES MSCI ACWI INDEX FUND	
Invesco QQQ Trust Series 1 ETF	investment note	Invesco QQQ Trust Series 1 ETF	
EuroPE 600 Stoxx Insurance ETF	investment note	EuroPEstoxx 600 Insurance ETF	
iShares Global Materials ETF	investment note	iShares Global Materials ETF	
iShares PHLX Semiconductor ETF	investment note	iShares PHLX Semiconductor ETF	

Legal declaration

The recent document qualifies as Portfolio Report according to the Kbtv. requirements. It contains the following elements based on the last net asset value of the reporting month: presentation of the assets of the fund regarding asset type of portfolio investment and regarding other categories detailed in its investment policy; list of assets (issuers) representing more than 10% of the portfolio; net asset value of the fund, including the cumulated and the calculated value per unit share. Investors are kindly advised, that past performance of the fund does not guarantee future performance. The returns presented are to be considered without applicable taxes, distribution fees and commissions, fees related to account keeping and other costs in relation with holding an investment fund unit. Information presented in the Portfolio Report are for information purposes only, not intended to serve as investment advice, or any other offer. Investors are kindly advised to carefully read the Key Investors Document and Prospectus of the fund, in order to understand the risks of investing into the fund, and to be able to make an informed investor decision. The referred documents are available at the distribution locations and on the official website of Aegon Alapkezelő Zrt.

Aegon Magyarország Befektetési Alapkezelő Zrt. | 1085 Budapest, Kálvin tér 12-13. | +36 1 477 4814 | alapkezel@aeon.hu | www.aegonalapkezelo.hu