

MARKET SUMMARY

According to the FOMC minutes several policymakers suggested to begin discussing a tapering of asset purchases at upcoming meetings if the economy continued to make prompt progress towards the regulator's goals. The Eurozone composite PMI increased stronger than expected, driven by a more optimistic services sector, while supply-chain bottlenecks and price pressure in manufacturing have increased. A sound improvement in sentiment indicators confirmed that the Eurozone economy is set for a growth rebound in the second quarter. ECB rhetoric continued to point to a broadly unchanged pace of PEPP purchases in the near future, driving the 10Y Bund yield back towards -0.19%. Currency majors remained within familiar trading ranges. EUR-USD failed to hold gains above 1.2250. The CNY appreciated beyond 6.40 against the USD to its strongest level since June 2018. Amid lower equity volatility and an absence of pivotal impulses, European credit risk premiums moved in narrow ranges in all market segments. We slightly adjusted the portfolio by closing positions in the short-term Belgian government bonds along with switching from some short-term to medium-term Dutch government papers during the month.

INVESTMENT POLICY OF THE FUND

The fund aims to create an explicitly defensive investment portfolio for its investors, and typically invests in developed-market government bonds, and related exchange-traded derivative transactions, in the interest of achieving the highest possible return with the assumption of currency risk. The fund primarily aims for a portfolio consisting of the publicly issued bonds of foreign governments and foreign-domiciled companies. When building the fund's portfolio, beyond the minimum statutory requirements, the principles of safety and maximum diversification (the spreading of risk) are observed. Accordingly, when purchasing international securities the fund only selects publicly issued securities that are listed on foreign stock exchanges. The proportion of non-investment-grade securities is maintained at a low level, and if the planned ratio is overstepped due to the downgrading of a given issuer the fund restores it under the conditions stipulated by the relevant legal provisions. The fund management company, exercising all due care, based on its own judgement and decisions, and while observing the relevant legal provisions and the limitations stipulated in the Fund Documentation, determines the means of utilising the fund's resources, and the weights of the various investments within the portfolio, with a view to ensuring that the fund - in line with our expectations with regard to future risks and returns - achieves its objective in the long term. In the course of its operation, however, the fund is managed on the premise that when compiling the portfolio, it is bonds that determine the nature of the fund. Accordingly, the proportion of bonds that may be kept in the fund at any given moment may reach the prevailing statutory maximum.

When compiling the bond portfolio, taking into account the macroeconomic environment of the investment markets, the aim is to build up a long-term investment portfolio primarily on the basis of fundamental analyses. To ensure liquidity, the fund may purchase Hungarian government securities (primarily discount treasury bills) and MNB bonds; however, in accordance with the current statutory regulations the proportion of foreign bonds in the portfolio may be up to 100%. The fund management company is permitted, at its own discretion, to hedge all or a part of its currency risks with forward currency positions, in compliance with the statutory conditions.

GENERAL INFORMATION

Fund Manager:	AEGON Hungary Fund Manager Ltd.
Custodian:	Citibank Europe plc Magyarországi Fióktelepe
Main distributor:	AEGON Hungary Fund Manager Ltd.
Benchmark composition:	80% Merrill Lynch Global Government Bond Index II ex-Japan USD (total return) + 20% ZMAX Index
ISIN code:	HU0000724224
Start:	03/19/2021
Currency:	HUF
Net Asset Value of the whole Fund:	3,718,288,982 HUF
Net Asset Value of institutional series:	2,377,458 HUF
Net Asset Value per unit:	0.942029 HUF

NET YIELD PERFORMANCE OF THE SERIES

Interval	Yield of note	Benchmark yield
From start	-5.80 %	-5.09 %
1 month	-3.11 %	-2.41 %

DISTRIBUTORS

SUGGESTED MINIMUM INVESTMENT PERIOD

3 mths	6 mths	1 yr	2 yr	3 yr	4 yr	5 yr
--------	--------	------	------	------	------	------

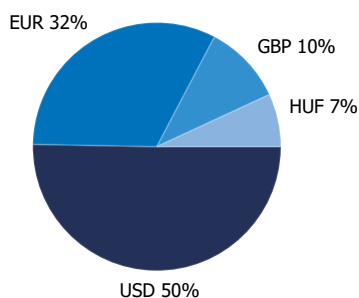
RISK PROFILE

1	2	3	4	5	6	7
---	---	---	---	---	---	---

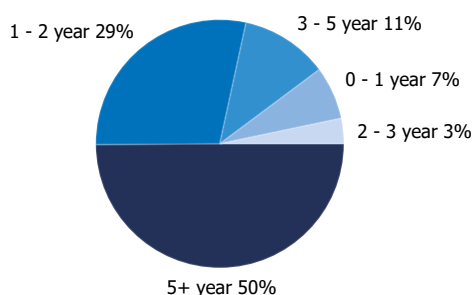
← Lower risk Higher risk →

ASSET ALLOCATION OF THE FUND	
Asset	Weight
Government bonds	80.15 %
T-bills	5.97 %
Current account	12.29 %
Receivables	4.10 %
Liabilities	-2.51 %
total	100,00 %
Derivative products	29.07 %
Net corrected leverage	113.99 %
Assets with over 10% weight	
USGB 2022/08 1,625% (Amerikai Egyesült Államok)	
USGB 2042/02 3,125% (Amerikai Egyesült Államok)	

Currency exposure:

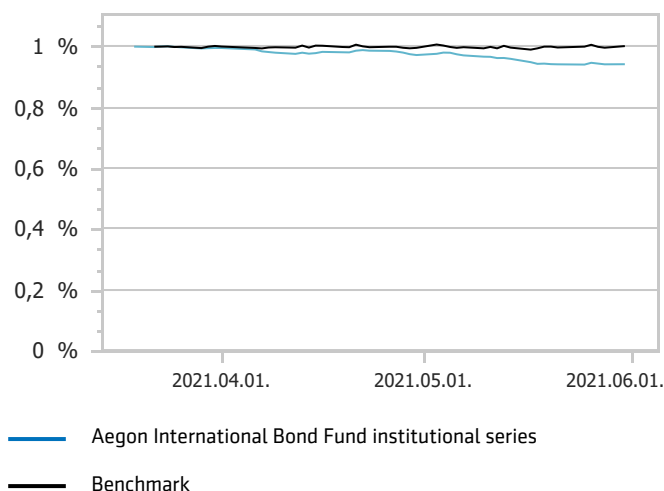


Bonds by tenor:



NET PERFORMANCE OF THE SERIES

net asset value per share, 03/19/2021 - 05/31/2021



RISK INDICATORS FOR THE LAST 12 MONTHS

Annualized standard deviation of the fund's weekly yields	2.75 %
Annualized standard deviation of the benchmark's weekly yields	2.55 %
WAM (Weighted Average Maturity)	6.27 years
WAL (Weighted Average Life)	7.48 years

TOP 5 POSITIONS

Asset	Type	Counterparty / issuer	Maturity
US 10YR NOTE (CBT)Sep21 Sell	derivatív	Raiffeisen Hun	2021. 09. 21.
US Treasury 2022/08 1,625%	interest-bearing	Amerikai Egyesült Államok	2022. 08. 15.
USGB 2042/02 3,125%	interest-bearing	Amerikai Egyesült Államok	2042. 02. 15.
EURO-BUND FUTURE Jun21 Buy	derivatív	Raiffeisen Hun	2021. 06. 08.
BTPS 0.95 03/15/23	interest-bearing	Olasz Állam	2023. 03. 15.

Legal declaration

The recent document qualifies as Portfolio Report according to the Kbtv. requirements. It contains the following elements based on the last net asset value of the reporting month: presentation of the assets of the fund regarding asset type of portfolio investment and regarding other categories detailed in its investment policy; list of assets (issuers) representing more than 10% of the portfolio; net asset value of the fund, including the cumulated and the calculated value per unit share. Investors are kindly advised, that past performance of the fund does not guarantee future performance. The returns presented are to be considered without applicable taxes, distribution fees and commissions, fees related to account keeping and other costs in relation with holding an investment fund unit. Information presented in the Portfolio Report are for information purposes only, not intended to serve as investment advice, or any other offer. Investors are kindly advised to carefully read the Key Investors Document and Prospectus of the fund, in order to understand the risks of investing into the fund, and to be able to make an informed investor decision. The referred documents are available at the distribution locations and on the official website of Aegon Alapkezelő Zrt. Aegon Magyarország Befektetési Alapkezelő Zrt. | 1085 Budapest, Kálvin tér 12-13. | +36 1 477 4814 | alapkezel@egon.hu | www.aegonalapkezelo.hu