

MARKET SUMMARY

Now that people are slowly but surely getting back to their pre-Covid way of life, May was finally about when and how economies can re-open. This varied from country to country, depending on the vaccination rates. In Europe, it was England that led the vaccination rate, but fortunately for us, Hungary was also in the top 5 in the world. The question now is how the emergence of the new Indian mutant in Europe will change the re-opening plan. If we are lucky, the Indian version will be more contagious than the typical strain but not as deadly as the English variant was. There also remains the question of whether existing vaccines are effective against the Indian version or whether new vaccines need to be developed. Although the stock markets continued to rally in May, volatility was higher than in April. Investors also felt that stock market averages did not reflect the performance of the real economies, but as long as central banks provide the markets with the current amount of liquidity, there is little chance of any major correction. Investors will therefore be easily jittered if any announcement from central banks suggests that money supply may be tightening. Additionally, there was finally some good news about the corona virus in Hungary. Both the number of cases and the death toll went down in May. This was mainly due to the fact that Hungary had one of the best vaccination rates in the world. The economy was also picking up but at a price. Accumulated demand flooded into the market all at once, which was reflected in higher prices and the inflation forecasts. In May, inflation was over 5% on a year-on-year basis, which got the National Bank's interest. The bank believes that this is a temporary rise, but if it is not, they are prepared to raise interest rates. On hearing this news, the forint strengthened to below 350 against the euro.

The fund posted a negative return in May and the return was in line with the benchmark index. The negative return is mainly due to the appreciation of the forint against the dollar over the past month. Within emerging markets, the best return was achieved in the CEE region, which was overweight in the fund and thus contributed positively to performance. The other market that performed well was Brazil, where the fund was slightly overweight, with the commodity sector performing very well. By country allocation, we continue to favor the ex-Asia region over Asia and China. We are heavily overweight the CEE region, Mexico, Russia and South Africa, while China is the largest underweight. We believe that the theme will continue to be cyclical growth until Q2, but it is also important to highlight that pricing in Asian markets has normalized significantly over the past month.

INVESTMENT POLICY OF THE FUND

The objective of the fund is to benefit on the economical growth of emerging countries. The fund accomplishes this goal basically via individual equity investments, however it may also hold collective investment instruments, if it is necessary for the efficient management of the portfolio. These can primarily be ETFs listed on the stock exchange, bank deposit, account money, repo transactions, and open-end public investment funds. In the course of selecting the equities the Fund dedicates special attention to the compliance of individual companies with ESG (environmental, social, governance) criteria, so in addition to analyzing the financial factors, portfolio managers also take into consideration environmental, social and governance factors during the investment decision making process. The goal of the Fund Manager is to establish a portfolio, in which the average of indicators measuring ESG compliance of the individual companies is more favorable than the aggregated indicator of the benchmark index, i.e. their operation is characterized by more advanced environmental, social and governance responsibility.

Environmental criteria include elements in the course of which the company comes into contact with the environment. Besides these, no additional special goals are set by the Fund.

These include for example the energy utilization, waste management, pollutant emission and/or the preservation of natural resources. Social criteria include all relations maintained by the company with its external partners, customers and internal employees. Corporate governance criteria are legal factors impacting reliable operation of a company.

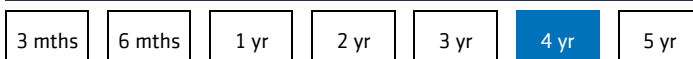
GENERAL INFORMATION

Fund Manager:	AEGON Hungary Fund Manager Ltd.
Custodian:	Unicredit Bank Hungary Zrt.
Main distributor:	AEGON Hungary Fund Manager Ltd.
Benchmark composition:	100% MSCI Emerging Net Total Return USD Index
ISIN code:	HU0000723655
Start:	05/19/2020
Currency:	HUF
Net Asset Value of the whole Fund:	13,496,017,524 HUF
Net Asset Value of institutional series:	6,179,381,292 HUF
Net Asset Value per unit:	1.318781 HUF

DISTRIBUTORS

Raiffeisen Bank Zrt.

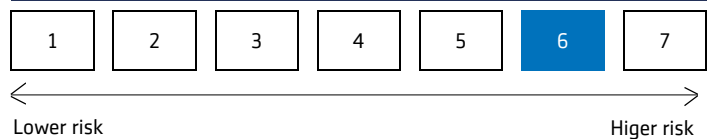
SUGGESTED MINIMUM INVESTMENT PERIOD



NET YIELD PERFORMANCE OF THE SERIES

Interval	Yield of note	Benchmark yield
From start	30.72 %	33.72 %

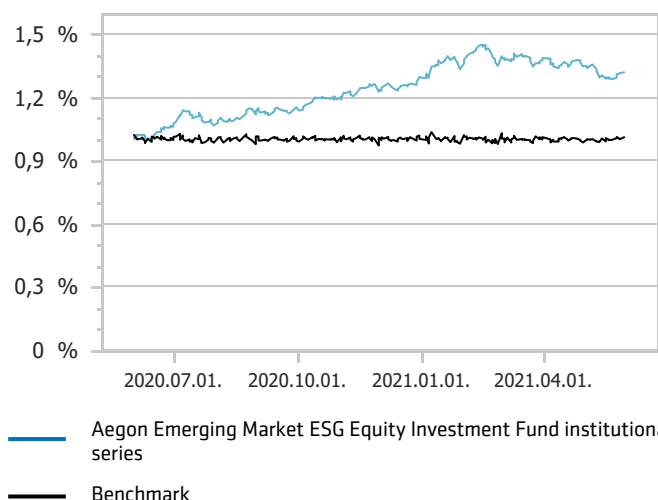
RISK PROFILE



ASSET ALLOCATION OF THE FUND	
Asset	Weight
Collective securities	64.46 %
International equities	27.86 %
Hungarian equities	3.20 %
Current account	6.73 %
Liabilities	-3.65 %
Receivables	1.39 %
total	100,00 %
Derivative products	4.08 %
Net corrected leverage	104.10 %
Assets with over 10% weight	

NET PERFORMANCE OF THE SERIES

net asset value per share, 06/01/2020 - 05/31/2021



RISK INDICATORS FOR THE LAST 12 MONTHS

Annualized standard deviation of the fund's weekly yields	16.05 %
Annualized standard deviation of the benchmark's weekly yields	16.76 %
WAM (Weighted Average Maturity)	0.00 years
WAL (Weighted Average Life)	0.00 years

TOP 5 POSITIONS

Asset	Type	Counterparty / issuer	Maturity
Lyxor MSCI Taiwan UCITS ETF	investment note	Lyxor MSCI Taiwan UCITS ETF	
Lyxor MSCI Korea UCITS ETF	investment note	Lyxor MSCI Korea UCITS ETF	
Xtrackers ESG MSCI EM UCITS ETF	investment note	Xtrackers ESG MSCI EM UCITS ETF	
Xtrackers MSCI EM ESG Leaders	investment note	Xtrackers MSCI Emerging Market	
Lyxor MSCI India UCITS ETF	investment note	Lyxor MSCI India UCITS ETF	

Legal declaration

The recent document qualifies as Portfolio Report according to the Kbtv. requirements. It contains the following elements based on the last net asset value of the reporting month: presentation of the assets of the fund regarding asset type of portfolio investment and regarding other categories detailed in its investment policy; list of assets (issuers) representing more than 10% of the portfolio; net asset value of the fund, including the cumulated and the calculated value per unit share. Investors are kindly advised, that past performance of the fund does not guarantee future performance. The returns presented are to be considered without applicable taxes, distribution fees and commissions, fees related to account keeping and other costs in relation with holding an investment fund unit. Information presented in the Portfolio Report are for information purposes only, not intended to serve as investment advice, or any other offer. Investors are kindly advised to carefully read the Key Investors Document and Prospectus of the fund, in order to understand the risks of investing into the fund, and to be able to make an informed investor decision. The referred documents are available at the distribution locations and on the official website of Aegon Alapkezelő Zrt. Aegon Magyarország Befektetési Alapkezelő Zrt. | 1085 Budapest, Kálvin tér 12-13. | +36 1 477 4814 | alapkezelo@aegon.hu | www.aegonalapkezelo.hu