

## MARKET SUMMARY

Now that people are slowly but surely getting back to their pre-Covid way of life, May was finally about when and how economies can re-open. This varied from country to country, depending on the vaccination rates. In Europe, it was England that led the vaccination rate, but fortunately for us, Hungary was also in the top 5 in the world. The question now is how the emergence of the new Indian mutant in Europe will change the re-opening plan. If we are lucky, the Indian version will be more contagious than the typical strain but not as deadly as the English variant was. There also remains the question of whether existing vaccines are effective against the Indian version or whether new vaccines need to be developed. Although the stock markets continued to rally in May, volatility was higher than in April. Investors also felt that stock market averages did not reflect the performance of the real economies, but as long as central banks provide the markets with the current amount of liquidity, there is little chance of any major correction. Investors will therefore be easily jittered if any announcement from central banks suggests that money supply may be tightening. Additionally, there was finally some good news about the corona virus in Hungary. Both the number of cases and the death toll went down in May. This was mainly due to the fact that Hungary had one of the best vaccination rates in the world. The economy was also picking up but at a price. Accumulated demand flooded into the market all at once, which was reflected in higher prices and the inflation forecasts. In May, inflation was over 5% on a year-on-year basis, which got the National Bank's interest. The bank believes that this is a temporary rise, but if it is not, they are prepared to raise interest rates. On hearing this news, the forint strengthened to below 350 against the euro.

The fund achieved a positive return in May. By the end of the month we had reduced the equity weighting to 20% and we are planning to reduce it even further. In May, we took profits in the Greek bank and OTP positions. During the month we shorted the Nasdaq index which we bought back 5% lower. The Hungarian vaccination is one of the best in Europe and we believe this will be reflected in Hungarian economic activity. ? of the fund's investments are in the CEE region and the other ? are concentrated in the European reopening. The strengthening of the forint has helped the fund in May, but we plan to reduce forint hedges by taking advantage of the strong forint.

## INVESTMENT POLICY OF THE FUND

The aim of the fund is to achieve a substantial yield for investors by taking high risks and making active use of derivative positions. The fund is decidedly high-risk, particularly due to the derivative positions it takes. The fund is willing to buy or sell all available investment instruments - domestic and foreign bonds, equities and other securities, indexes and currencies - provided it sees the opportunity to make substantial gains. In this respect the fund belongs in the category of opportunistic funds that pursue a multi-strategy investment

approach. Within the multi-strategy approach pursued by the fund, 'global macro', 'long-short equity', 'convertible bond arbitrage' and 'managed futures'-type transactions dominate. In terms of asset class, the fund's investments can be divided into three main groups: it takes on extra risk in the bond, currency and equity markets, and in these markets it is prepared to take up both long and short positions within the maximum limits permitted by law, which currently allow double leverage for funds of this type. In its investment decision-making mechanism the fund assesses fundamental, pricing, technical and behavioural/psychological factors. The fund management company, exercising all due care, based on its own judgement and decisions, and while observing the relevant legal provisions and the limitations stipulated in the Fund Documentation, determines the means of utilising the fund's resources, and the weights of the various investments within the portfolio, with a view to ensuring that the fund - in line with our expectations with regard to future risks and returns - achieves its objective in the long term. To ensure liquidity the fund aims to hold government securities issued by the State Debt Management Centre (ÁKK) on behalf of the State of Hungary.

## GENERAL INFORMATION

Fund Manager:	AEGON Hungary Fund Manager Ltd.
Custodian:	Unicredit Bank Hungary Zrt.
Main distributor:	AEGON Hungary Fund Manager Ltd.
Benchmark composition:	100% RMAX Index
ISIN code:	HU0000715974
Start:	03/08/2016
Currency:	HUF
Net Asset Value of the whole Fund:	41,897,430,838 HUF
Net Asset Value of institutional series:	6,823,033,539 HUF
Net Asset Value per unit:	1.204683 HUF

## DISTRIBUTORS

Aegon Magyarország Befektetési Alapkezelő Zrt., Raiffeisen Bank Zrt., Unicredit Bank Hungary Zrt.

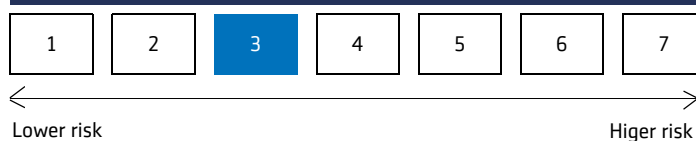
## SUGGESTED MINIMUM INVESTMENT PERIOD

3 mths	6 mths	1 yr	2 yr	3 yr	4 yr	5 yr
--------	--------	------	------	------	------	------

## NET YIELD PERFORMANCE OF THE SERIES

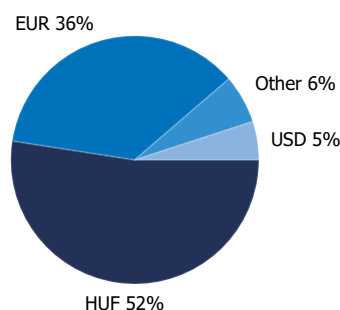
Interval	Yield of note	Benchmark yield
From start	3.63 %	0.44 %
2020	1.29 %	0.41 %
2019	8.26 %	0.23 %
2018	-2.67 %	0.31 %
2017	3.91 %	0.20 %

## RISK PROFILE



ASSET ALLOCATION OF THE FUND	
Asset	Weight
Government bonds	25.80 %
Hungarian equities	14.75 %
T-bills	12.39 %
Corporate bonds	9.55 %
Collective securities	8.22 %
International equities	5.85 %
Current account	24.19 %
Liabilities	-1.90 %
Receivables	0.64 %
Market value of open derivative positions	0.52 %
<b>total</b>	<b>100,00 %</b>
Derivative products	58.53 %
Net corrected leverage	105.93 %
<b>Assets with over 10% weight</b>	

#### Currency exposure:

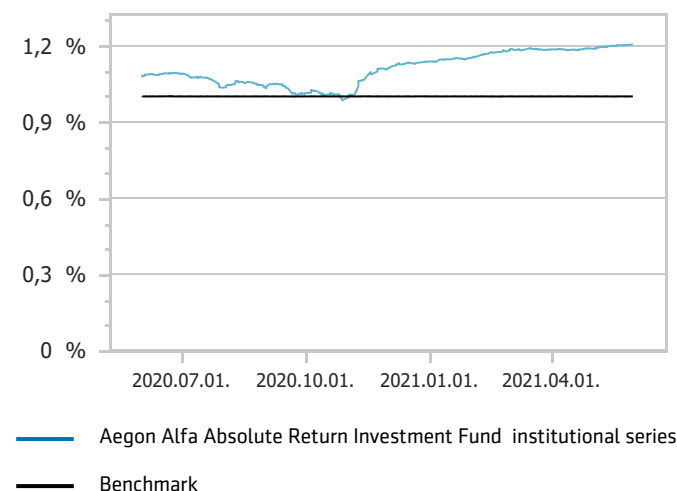


#### TOP 3 POSITIONS

Asset	Type	Counterparty / issuer	Maturity
Magyar Államkötvény 2023C	interest-bearing	Államadósság Kezelő Központ Zrt.	2023. 08. 23.
EUR/HUF 21.11.17 Forward Sell	derivatív	Raiffeisen Hun	2021. 11. 17.
Graphisoft Park SE	share	Graphisoft N. V.	

#### NET PERFORMANCE OF THE SERIES

net asset value per share, 06/01/2020 - 05/31/2021



#### RISK INDICATORS FOR THE LAST 12 MONTHS

Annualized standard deviation of the fund's weekly yields	8.50 %
Annualized standard deviation of the benchmark's weekly yields	0.27 %
WAM (Weighted Average Maturity)	1.54 years
WAL (Weighted Average Life)	1.83 years

#### Legal declaration

The recent document qualifies as Portfolio Report according to the Kbtv. requirements. It contains the following elements based on the last net asset value of the reporting month: presentation of the assets of the fund regarding asset type of portfolio investment and regarding other categories detailed in its investment policy; list of assets (issuers) representing more than 10% of the portfolio; net asset value of the fund, including the cumulated and the calculated value per unit share. Investors are kindly advised, that past performance of the fund does not guarantee future performance. The returns presented are to be considered without applicable taxes, distribution fees and commissions, fees related to account keeping and other costs in relation with holding an investment fund unit. Information presented in the Portfolio Report are for information purposes only, not intended to serve as investment advice, or any other offer. Investors are kindly advised to carefully read the Key Investors Document and Prospectus of the fund, in order to understand the risks of investing into the fund, and to be able to make an informed investor decision. The referred documents are available at the distribution locations and on the official website of Aegon Alapkezelő Zrt. Aegon Magyarország Befektetési Alapkezelő Zrt. | 1085 Budapest, Kálvin tér 12-13. | +36 1 477 4814 | alapkezel@aeon.hu | www.aegonalapkezel.hu