

Aegon BondMaxx Total Return Bond Investment Fund PLN series

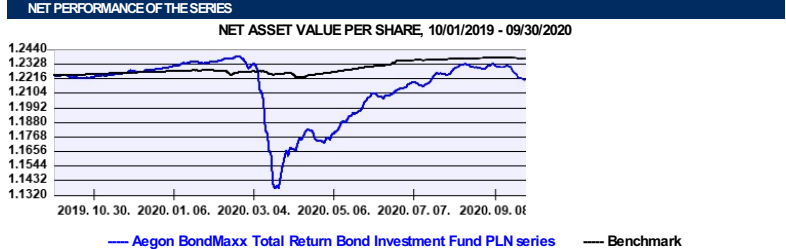
GENERAL INFORMATION	
Fund Manager:	AEGON Hungary Fund Manager Ltd.
Custodian:	Raiffeisen Bank Zrt.
Main distributor:	AEGON Hungary Fund Manager Ltd.
Benchmark composition:	100% RMAX Index + 1%
ISIN code:	HU0000712401
Start:	08/12/2013
Currency:	PLN
Total Net Asset Value of the whole Fund:	30,068,722,651 HUF
Net Asset Value of PLN series:	36,976,187 PLN
Net Asset Value per unit:	1.221050 PLN

INVESTMENT POLICY OF THE FUND:

The fund's investment objective is to provide investors with a higher return than that attainable in the domestic money market, primarily by investing in the bond market of the Central and Eastern European region. The fund's bond investments are mainly concentrated in the corporate and mortgage bond markets, but government securities issued in foreign currency are also potential investment targets. Forint-denominated Hungarian government securities are only held for liquidity management purposes. The fund may also buy into other investment funds that invest in the above markets. The achievement of a higher return than would be attainable in the Hungarian government securities market is made possible by the better diversification, the additional yield from the premiums of the bonds, and, in a favourable market environment, by the price gains resulting from the narrowing of the premiums. The fund's general risk level and the asset allocation between the three main areas of investment is determined on the basis of a regular market analysis and situational analysis relating to four main aspects (fundamentals, valuation levels, market sentiment, technical factors). The in-depth analysis is also an important factor in the selection of the individual securities by region, sector and interest risk. In the course of selecting the individual securities, a thorough financial analysis is also essential to determine the creditworthiness of the issuer. Risk management and the regular monitoring of the issuers are of key importance to the fund. When compiling the fund's portfolio we aim to achieve a moderate risk profile, primarily purchasing investment-grade securities. The fund only buys lower-rated instruments in limited proportions. The fund may only conclude derivative transactions for the purpose of hedging or ensuring an efficient portfolio structure. The fund may also hold unleveraged collective investments linked to derivative indexes. The fund also has the option of taking on a substantial currency exposure, which will ordinarily be fully hedged, although depending on market circumstances the fund may even have an open currency position. The fund management company, exercising all due care, based on its own judgement and decisions, and while observing the relevant legal provisions and the limitations stipulated in the Fund Documentation, determines the means of utilising the fund's resources, and the weights of the various investments within the portfolio, with a view to ensuring that the fund - in line with our expectations with regard to future risks and returns - achieves its objective in the long term.

DISTRIBUTORS	
Aegon Towarzystwo Ubezpieczen na Zycie Spolka	

NET YIELD PERFORMANCE OF THE SERIES:		
Interval	Yield of note	Benchmark yield
From start	2.84 %	2.24 %
2019	4.31 %	1.25 %
2018	-0.71 %	1.31 %
2017	2.62 %	1.20 %
2016	3.37 %	2.23 %
2015	3.07 %	2.52 %
2014	5.13 %	4.34 %



Past performance is no guarantee of future results. This report should not be considered as an offer or investment advisory. The Fund Prospectus contains the detailed conditions of the investment. The distribution costs of the fund purchase can be found at the distributors.

TOP 3 POSITIONS			
Asset	Type	Counterparty / issuer	Maturity
Magyar Fejlesztési Bank Zrt 2020/10 6,25% USD	interest-bearing	Magyar Fejlesztési Bank Zrt (HU)	2020. 10. 21.
MFB 2021/12/08 2,375% EUR	interest-bearing	Magyar Fejlesztési Bank Zrt (HU)	2021. 12. 08.
MOL 2023/04/28 2,625%	interest-bearing	MOL Nyrt. (HU)	2023. 04. 28.

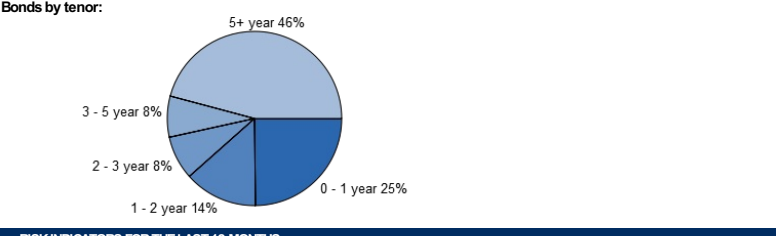
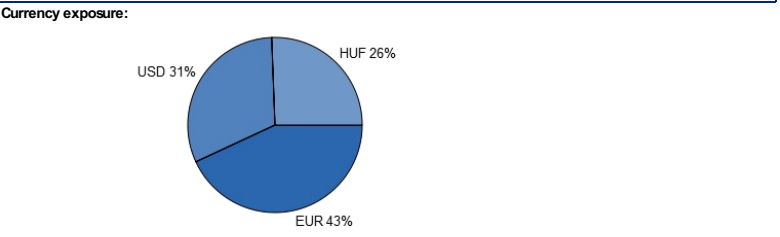
MARKET SUMMARY:

The EM credit and FX started September on a strong foot as the overall risk sentiment remained intact from the previous months. Market was looking forward for a potential upbeat turnout from the ECB and Fed meetings and a potential bipartisan agreement on a US fiscal stimulus. As the ECB delivered in line and the Fed brought too little on their new average inflation targeting monetary approach, while a bipartisan agreement on the fiscal package in the US became distant, market started to focus on the upcoming election risks. From their better start, EM assets quickly turned down and ended the month in negative territory. Liquidity quickly vanished and single B names were mostly sold, especially in Africa. We have also seen a long standing geopolitical risk flaring up between Armenia and Azerbaijan, that has the potential to drag Turkey and Russia into the conflict. At the middle of the month, we started to decrease our high beta exposures. We have sold our positions in Ghana, and Ivory Coast, managed to decrease exposure in Azerbaijan before the conflict erupted. Also sold our long duration exposure in Qatar.

ASSET ALLOCATION OF THE FUND ON 09/30/2020	
Asset type	Weight
Government bonds	40.01 %
Corporate bonds	36.91 %
T-bills	3.59 %
Collective securities	0.13 %
Current account	21.32 %
Receivables	1.41 %
Liabilities	-1.13 %
Market value of open derivative positions	-2.23 %
total	100.00 %
Derivative products	79.28 %
Net corrected leverage	100.36 %

Assets with over 10% weight

There is no such instrument in the portfolio



RISK INDICATORS FOR THE LAST 12 MONTHS:	
Annualized standard deviation of the fund's weekly yields:	5.85 %
Annualized standard deviation of the benchmark's weekly yields:	0.59 %
WAM (Weighted Average Maturity):	3.29 years
WAL (Weighted Average Life):	4.51 years

INVESTMENT HORIZON:

Suggested minimum investment period:

3 months
 6 months
 1 year
 2 years
 3 years
 4 years
 5 years

Risk and Reward Profile:

very low
 low
 moderate
 intermediate
 significant
 high
 very high