

Aegon MegaTrend Equity Fund of Funds USD series

GENERAL INFORMATION

Fund Manager:	AEGON Hungary Fund Manager Ltd.
Custodian:	Unicredit Bank Hungary Zrt.
Main distributor:	AEGON Hungary Fund Manager Ltd.
Benchmark composition:	100% MSCI AC World Daily Total Return Net USD Index
ISIN code:	HU0000724653
Start:	05/19/2020
Currency:	USD
Total Net Asset Value of the whole Fund:	12,272,514 EUR
Net Asset Value of USD series:	8,725 USD
Net Asset Value per unit:	1.035898 USD

INVESTMENT POLICY OF THE FUND:

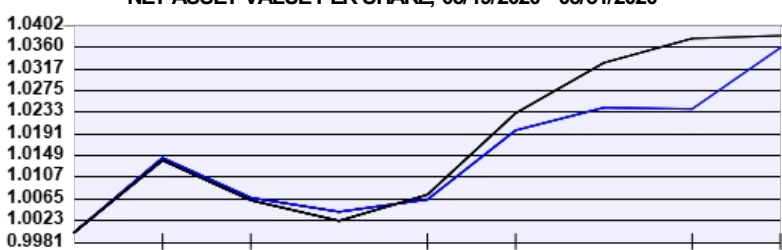
The objective of the Fund is to benefit from long term, global megatrends. These trends include demographical changes (aging society, emerging markets), efficiency improvements due to depletion of scarce resources (renewable resources, energy efficiency), urbanization, or even technical developments and innovations. To achieving the main objectives, the Fund primary invests in exchange traded funds, secondly in open-end mutual funds. Megatrends are long term changes that will permanently and significantly alter our social and economic environment. The Fund wishes to invest in companies and sectors likely to benefit from these trends. Thanks to its characteristic, the Fund mainly holds sector and thematic ETFs and mutual funds. Megatrends are very long-term, generally global trends, which are spanning economic cycles. Therefore the Fund invests in global markets without any geographical specification. As the Funds profit from very long term trends and exposed heavily to equity markets, we recommend the Fund for long term, risk seeking investors. The type of the Fund is fund of funds, which, according to their investment policy, have to invest in at least 80% of their assets into ETFs and mutual funds. At the same time, the maximum exposure of each fund is not exceeding 20% of their total assets. The Fund only invests in instruments with total expense ratio below 2.5% and intent to maintain the average expense ratio below 1%.

DISTRIBUTORS

Aegon Magyarország Befektetési Alapkezelő Zrt.

NET PERFORMANCE OF THE SERIES

NET ASSET VALUE PER SHARE, 05/19/2020 - 05/31/2020

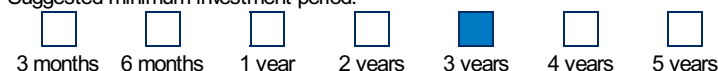


— Aegon MegaTrend Equity Fund of Funds USD series — Benchmark

Past performance is no guarantee of future results. This report should not be considered as an offer or investment advisory. The Fund Prospectus contains the detailed conditions of the investment. The distribution costs of the fund purchase can be found at the distributors.

INVESTMENT HORIZON:

Suggested minimum investment period:



Risk and Reward Profile:



TOP 5 POSITIONS

Asset	Type	Counterparty / issuer	Maturity
Invesco QQQ Trust Series 1 ETF	investment note	Invesco QQQ Trust Series 1 ETF (US)	
VanEck Vectors Video Gaming and eSports ETF	investment note	VanEck Vectors Video Gaming and eSport ETF (US)	
iShares PHLX Semiconductor ETF	investment note	iShares PHLX Semiconductor ETF (US)	
EuroPE 600 Stoxx Insurance ETF	investment note	EuroPEstbxx 600 Insurance ETF (US)	
EMERGING MRKTS INTERNET & EC ETF	investment note	EMERGING MRKTS INTERNET & EC (US)	

MARKET SUMMARY:

The first wave of the crown virus beginning to slow down around the world. In both Western Europe and the United States, fewer new infections were diagnosed in the last few weeks of May than in previous months. It is an open question whether we can breathe a sigh of relief, or as the economies beginning to open up, another wave will hit. Stock markets are pricing in the best-case scenario, as the NASDAQ index is 1/2% from its all-time high in February, and other major indices also be experiencing an extraordinary rise since the March low. However, the economic data do not support a stock market rise. In the U.S., the unemployment rate has risen to 15% and more than 30 million people are out of work. The situation in Europe is similar to that in the United States. The ECB is trying to alleviate the economic difficulties caused by the crown virus with a 500 billion aid package. The European rescue package faces greater opposition than in the U.S. because 4 countries have different ideas on how to help the European economy. Some kind of aid package is needed because although economic data show an upward trend, they still point to a recessionary environment. Positive economic data is coming out of China. Exports grew by 3.5 per cent year-on-year in April instead of a double-digit decline, and inflation data were lower than expected. Consumer prices rose 3.3 percent and producer prices fell 3.1 percent year-on-year, while industrial production grew better than expected year-on-year by 3.9 percent in April. In Hungary, the MNB did not change the key interest rate at its May meeting. This is understandable because the forint has stabilized against foreign currencies and the central bank wants to see the impact of the virus on the Hungarian economy. If the economic environment becomes clearer, than necessary measures will be taken. The fund achieved a positive return in May and also significantly outperformed its benchmark. In May, the best-performing sectors were the cannabis, tech, video game and emerging Internet sectors. The weakest were the insurance and retail sectors. In the latter, the fund increased its exposure. The fund's share allocation remains 100%.

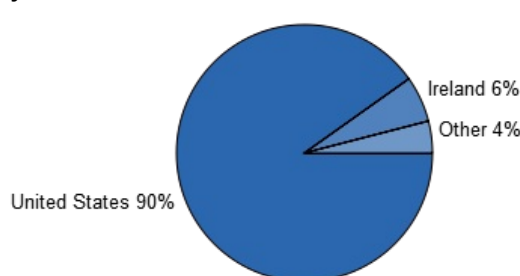
ASSET ALLOCATION OF THE FUND ON 05/31/2020

Asset type	Weight
Collective securities	94.32 %
International equities	1.98 %
Current account	4.48 %
Liabilities	-1.11 %
Receivables	0.32 %
total	100,00 %
Derivative products	1.39 %
Net corrected leverage	101.38 %

Assets with over 10% weight

There is no such instrument in the portfolio

Stocks by countries:



NET YIELD PERFORMANCE OF THE SERIES:

Interval	Yield of note	Benchmark yield
From start	3.59 %	3.82 %

RISK INDICATORS FOR THE LAST 12 MONTHS:

Annualized standard deviation of the fund's weekly yields:	no data
Annualized standard deviation of the benchmark's weekly yields:	no data
WAM (Weighted Average Maturity):	0.00 years
WAL (Weighted Average Life):	0.00 years