

Aegon Istanbul Equity Fund PLN series

GENERAL INFORMATION

Fund Manager:	AEGON Hungary Fund Manager Ltd.
Custodian:	Citibank Europe plc Magyarországi Fióktelepe
Main distributor:	AEGON Hungary Fund Manager Ltd.
Benchmark composition:	100% MSCI Turkey 10/40 Net Total Return USD Index
ISIN code:	HU0000710165
Start:	06/18/2012
Currency:	PLN
Total Net Asset Value of the whole Fund:	5,047,682,703 HUF
Net Asset Value of PLN series:	9,244,078 PLN
Net Asset Value per unit:	0.661644 PLN

INVESTMENT POLICY OF THE FUND:

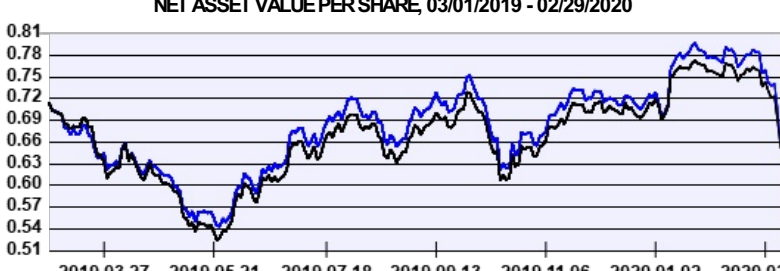
The fund aims to share in the yields of the Turkish equity market, and to profit from Turkey's economic growth through share price gains and dividend income. Given the risk profiles of the equity investments, the fund is classified as a high-risk investment. The fund manager's intentions are that the fund's portfolio should consist predominantly of the publicly traded shares of foreign-domiciled companies. The primary investment targets are the stock exchange-traded shares of companies that maintain an active presence in Turkey, or that generate a substantial proportion of their revenues in the Turkish market. When building the fund's portfolio, beyond the minimum statutory requirements, the principles of safety and maximum diversification (the spreading of risk) are observed. The fund management company, exercising all due care, determines the means of utilising the fund's resources on the basis of its own judgement and decisions, while observing the relevant legal provisions and the limitations stipulated in the Fund Documentation and by taking into account the macroeconomic environment of the investment markets, relying primarily on fundamental analysis. When compiling the portfolio, it is shares that determine the nature of the fund, and thus the proportion of shares that may be held in the fund at any given moment may reach the prevailing statutory maximum. When determining the weights, within the equity investments, of shares traded in the Turkish market, we aim to ensure that the fund - in line with our expectations with regard to future risks and yields - achieves its objective, which is to outperform the benchmark advertised by the fund, over the longer term. The fund records its assets in forint; the fund management company may, at its own discretion, choose to hedge all or a part of its currency risks with forward currency positions, in compliance with the applicable statutory requirements. Under the current legislation the proportion of shares in the portfolio may be up to 100%.

DISTRIBUTORS

Aegon Towarzystwo Ubezpieczen na Zycie Spolka

NET PERFORMANCE OF THE SERIES

NET ASSET VALUE PER SHARE, 03/01/2019 - 02/29/2020




--- Aegon Istanbul Equity Fund PLN series --- Benchmark

Past performance is no guarantee of future results. This report should not be considered as an offer or investment advisory. The Fund Prospectus contains the detailed conditions of the investment. The distribution costs of the fund purchase can be found at the distributors.

INVESTMENT HORIZON:

Suggested minimum investment period:



Risk and Reward Profile:



TOP 5 POSITIONS

Asset	Type	Counterparty / issuer	Maturity
Türkiye Vakıflar Bankası	share	Vakıflarbank (TR)	
TURKIYE GARANTI BANKASI	share	TURKIYE GARANTI BANKASI (TR)	
AKBANK T.S.A.	share	AKBANK T.A. (TR)	
TURKCELL İLETİŞİM HİZMETİS	share	TURKCELL İLETİŞİM HİZMETİS (TR)	
KOZAL	share	KOZAALTIN (TR)	

MARKET SUMMARY:

In February, investors focused on the spread of the coronavirus from China to other parts of the world. By the end of the month, the virus was already present in Europe, causing investors to panic and a selling wave swept thru the markets. In the last third of the month, US indices hit new all-time highs, but as the virus spread more and more in Europe, markets began to plummet and most indexes fell to levels not seen since last October. The FED president also highlighted the coronavirus epidemic as a potential risk and threat to the economy and said that they are responding to incoming data, meaning that all decisions are data dependent. The outlook deteriorated significantly in the February ZEW Business sentiment index, which is one of the first to reflect the outbreak after the outbreak, according to European macro data. According to a monthly report from the German Ministry of Finance, the coronavirus epidemic poses a risk to German and European economic activity, but is still holding this year's 1.1 percent growth expectation. This is reflected in the exchange rate of the euro, which reached a new multi-year low against the dollar. The impact of the virus is most visible in the Chinese economy. Caixin China's manufacturing PM in January was lower than expected at 51.3 to 51.1, but the survey does not yet include a major economic slowdown due to the epidemic. In Hungary, the forint has fallen to a new low against the euro. The MNB did not take 340 level lightly and intervened verbally in the interest of the Forint. As a result, the forint appreciated to the level of 335, but it is not yet known whether this appreciation will be permanent or not.

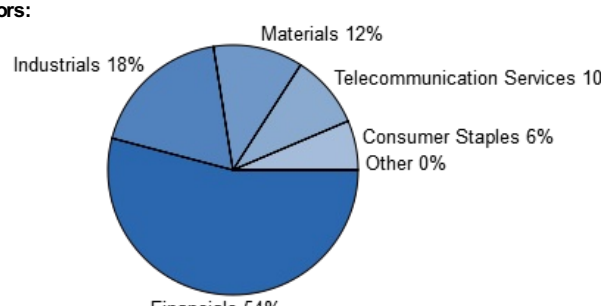
ASSET ALLOCATION OF THE FUND ON 02/29/2020

Asset type	Weight
International equities	99.95 %
Liabilities	-0.99 %
Current account	0.95 %
Receivables	0.10 %
total	100.00 %
Derivative products	0.00 %
Net corrected leverage	100.00 %

Assets with over 10% weight

Türkiye Vakıflar Bankası
TURKIYE GARANTI BANKASI
AKBANK T.S.A.

Stocks by sectors:



NET YIELD PERFORMANCE OF THE SERIES:

Interval	Yield of note	Benchmark yield
From start	-5.22 %	-5.65 %
2019	16.77 %	12.54 %
2018	-37.22 %	-38.25 %
2017	12.21 %	12.08 %
2016	-3.01 %	-0.48 %
2015	-22.59 %	-25.44 %
2014	35.04 %	34.30 %
2013	-30.49 %	-28.32 %

RISK INDICATORS FOR THE LAST 12 MONTHS:

Annualized standard deviation of the fund's weekly yields:	33.39 %
Annualized standard deviation of the benchmark's weekly yields:	32.10 %
WAM (Weighted Average Maturity):	0.00 years
WAL (Weighted Average Life):	0.00 years