

Aegon BondMaxx Total Return Bond Investment Fund institutional series

GENERAL INFORMATION

Fund Manager:	AEGON Hungary Fund Manager Ltd.
Custodian:	Citibank Europe plc Magyarországi Fióktelepe
Main distributor:	AEGON Hungary Fund Manager Ltd.
Benchmark composition:	100% RMAX Index + 1%
ISIN code:	HU0000709605
Start:	01/12/2011
Currency:	HUF
Total Net Asset Value of the whole Fund:	30,238,640,608 HUF
Net Asset Value of institutional series:	24,158,067,288 HUF
Net Asset Value per unit:	1.621641 HUF

INVESTMENT POLICY OF THE FUND:

The fund's investment objective is to provide investors with a higher return than that attainable in the domestic money market, primarily by investing in the bond market of the Central and Eastern European region. The fund's bond investments are mainly concentrated in the corporate and mortgage bond markets, but government securities issued in foreign currency are also potential investment targets. Forint-denominated Hungarian government securities are only held for liquidity management purposes. The fund may also buy into other investment funds that invest in the above markets. The achievement of a higher return than would be attainable in the Hungarian government securities market is made possible by the better diversification, the additional yield from the premiums of the bonds, and, in a favourable market environment, by the price gains resulting from the narrowing of the premiums. The fund's general risk level and the asset allocation between the three main areas of investment is determined on the basis of a regular market analysis and situational analysis relating to four main aspects (fundamentals, valuation levels, market sentiment, technical factors). The in-depth analysis is also an important factor in the selection of the individual securities by region, sector and interest risk. In the course of selecting the individual securities, a thorough financial analysis is also essential to determine the creditworthiness of the issuer. Risk management and the regular monitoring of the issuers are of key importance to the fund. When compiling the fund's portfolio we aim to achieve a moderate risk profile, primarily purchasing investment-grade securities. The fund only buys lower-rated instruments in limited proportions. The fund may only conclude derivative transactions for the purpose of hedging or ensuring an efficient portfolio structure. The fund may also hold unleveraged collective investments linked to derivative indexes. The fund also has the option of taking on a substantial currency exposure, which will ordinarily be fully hedged, although depending on market circumstances the fund may even have an open currency position. The fund management company, exercising all due care, based on its own judgement and decisions, and while observing the relevant legal provisions and the limitations stipulated in the Fund Documentation, determines the means of utilising the fund's resources, and the weights of the various investments within the portfolio, with a view to ensuring that the fund - in line with our expectations with regard to future risks and returns - achieves its objective in the long term.

DISTRIBUTORS

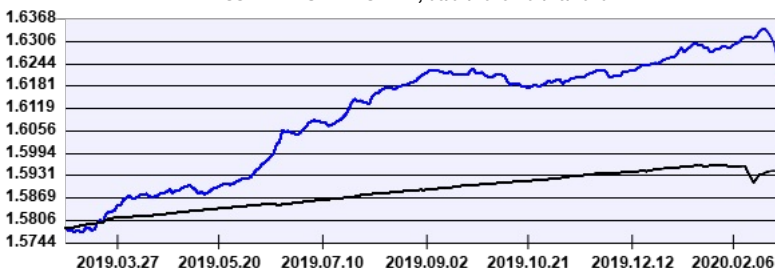
Aegon Magyarország Befektetési Alapkezelő Zrt., Raiffeisen Bank Zrt., Unicredit Bank Hungary Zrt.

NET YIELD PERFORMANCE OF THE SERIES:

Interval	Yield of note	Benchmark yield
From start	5.44 %	3.81 %
2019	3.60 %	1.25 %
2018	-1.80 %	1.31 %
2017	2.12 %	1.20 %
2016	3.31 %	2.23 %
2015	3.17 %	2.52 %
2014	5.91 %	4.34 %
2013	8.79 %	6.78 %
2012	21.84 %	9.60 %

NET PERFORMANCE OF THE SERIES

NET ASSET VALUE PER SHARE, 03/01/2019 - 02/29/2020



----- Aegon BondMaxx Total Return Bond Investment Fund institutional series

----- Benchmark

Past performance is no guarantee of future results. This report should not be considered as an offer or investment advisory. The Fund Prospectus contains the detailed conditions of the investment. The distribution costs of the fund purchase can be found at the distributors.

TOP 3 POSITIONS

Asset	Type	Counterparty / issuer	Maturity
Magyar Fejlesztési Bank Zrt. 2020/10 6,25% USD	interest-bearing	Magyar Fejlesztési Bank Zrt. (HU)	2020.10.21
MOL 2023/04/28 2,625%	interest-bearing	MOL Nyrt. (HU)	2023.04.28
D200304	zero coupon	Államadósság Kezelő Központ Zrt. (HU)	2020.03.04

MARKET SUMMARY:

The first negative signs of the coronavirus outbreak on business sentiment and hard data have emerged. Chinese car sales plunged by 92% YoY in the first two weeks of February. South Korean exports for the first twenty days of February contracted 9.3% YoY on a working-day-adjusted basis. The Japanese PMIs also declined, while their Eurozone counterparts still improved. February last week's business sentiment surveys in the Eurozone did not reflect the full impact of the spread of the coronavirus. Financial markets were firmly in the grip of coronavirus-related uncertainty. Following six consecutive days of losses, major equity indices have already entered correction territory, experiencing declines in excess of 10%. Core government bond yields plunged by 15bp to 40bp, with the UST curve steepening. The USD suffered as the 10Y UST yield hit all-time lows, while the JPY and EUR regained strength. Commodity currencies came under pressure as crude oil prices dropped 15% from recent peaks. European subordinated and high yield credit came under substantial pressure, while spread widening in most senior IG non-financial debt was moderate, reflecting CSFP support. In this environment of elevated risk aversion, EGB yield spreads to Bunds widened. We increased our exposure in Ghana and Azerbaijan and increased duration in Ukraine. We opened shorts in UST10yr and bought some HGBs at the long end.

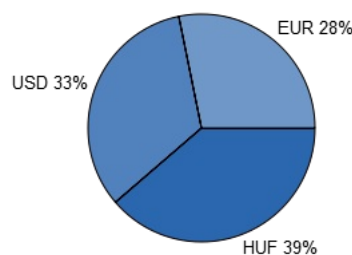
ASSET ALLOCATION OF THE FUND ON 02/29/2020

Asset type	Weight
Government bonds	40.49 %
Corporate bonds	35.70 %
T-bills	20.73 %
Mortgage debentures	1.36 %
other assets	0.68 %
Collective securities	0.12 %
Liabilities	-6.81 %
Current account	5.01 %
Receivables	3.17 %
Market value of open derivative positions	-0.43 %
total	100.00 %
Derivative products	67.27 %
Net corrected leverage	101.21 %

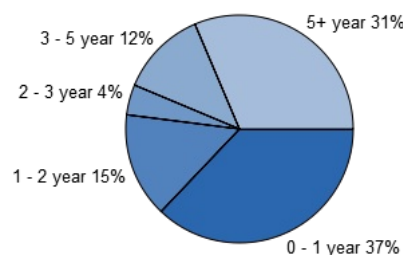
Assets with over 10%weight

There is no such instrument in the portfolio

Currency exposure:



Bonds by tenor:



RISK INDICATORS FOR THE LAST 12 MONTHS:

Annualized standard deviation of the fund's weekly yields:	1.08 %
Annualized standard deviation of the benchmark's weekly yields:	0.38 %
WAM (Weighted Average Maturity):	2.85 years
WAL (Weighted Average Life):	4.03 years

INVESTMENT HORIZON:

Suggested minimum investment period:



Risk and Reward Profile:

