

Aegon Russia Equity Fund PI series

GENERAL INFORMATION

Fund Manager:	AEGON Hungary Fund Manager Ltd.
Custodian:	Unicredit Bank Hungary Zrt.
Main distributor:	AEGON Hungary Fund Manager Ltd.
Benchmark composition:	100% Msci Russia 10-40 Net TR USD
ISIN code:	HU0000713144
Start:	12/30/2013
Currency:	PLN
Total Net Asset Value of the whole Fund:	9,354,156,791 HUF
Net Asset Value of PI series:	2,025,896 PLN
Net Asset Value per unit:	1.369378 PLN

INVESTMENT POLICY OF THE FUND:

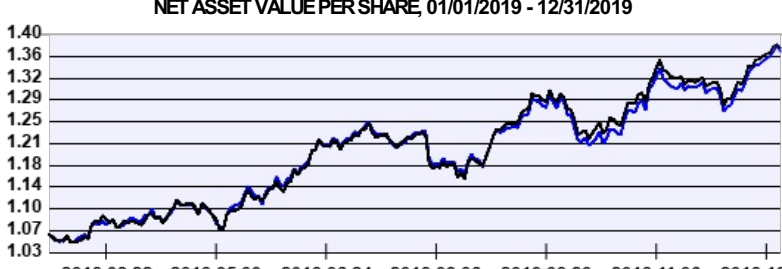
The fund aims to share in the yields of the Russian equity market, and to profit from Russia's economic growth through share price gains and dividend income. Given the risk profiles of the equity investments, the fund is classified as a high-risk investment. The fund's portfolio primarily consists of the publicly issued shares of foreign companies. The main investment targets are the stock exchange-traded shares of companies that maintain an active presence in Russia or the former CIS states, or which generate the bulk of their revenues in these countries. When building the fund's portfolio, beyond the minimum statutory requirements, the principles of safety and maximum diversification (the spreading of risk) are observed. The fund management company, exercising all due care, determines the means of utilising the fund's resources on the basis of its own judgement and decisions, while observing the relevant legal provisions and the limitations stipulated in the Fund Documentation and by taking into account the macroeconomic environment of the investment markets, relying primarily on fundamental analysis. When compiling the portfolio, it is shares that determine the nature of the fund, and thus the proportion of shares that may be held in the fund at any given moment may reach the prevailing statutory maximum. The weights, within the portfolio, of shares traded in the Russian market are determined with a view to ensuring that the fund - in line with our expectations with regard to future risks and yields - achieves its objective, which is to outperform the benchmark advertised by the fund, over the longer term. The fund records its assets in forint; the fund management company may, at its own discretion, choose to hedge all or a part of its currency risks with forward currency positions, in compliance with the applicable statutory requirements. Under the current legislation the proportion of shares in the portfolio may be up to 100%.

DISTRIBUTORS

Aegon Towarzystwo Ubezpieczen na Zycie Spolka

NET PERFORMANCE OF THE SERIES

NET ASSET VALUE PER SHARE, 01/01/2019 - 12/31/2019




— Aegon Russia Equity Fund PI series — Benchmark

Past performance is no guarantee of future results. This report should not be considered as an offer or investment advisory. The Fund Prospectus contains the detailed conditions of the investment. The distribution costs of the fund purchase can be found at the distributors.

INVESTMENT HORIZON:

Suggested minimum investment period:



Risk and Reward Profile:



TOP 5 POSITIONS

Asset	Type	Counterparty / issuer	Maturity
RDX USD Index Mar20 Buy	derivativ	Raffielsen Hun (HU)	2020.03.20
NOVATEK OAO GDR	share	NOVATEK (RU)	
MOBILE TELESYSTEMS ADR REP 5 ORD	share	Mobile Telesystems OJSC (RU)	
Inter RAO UES PJSC	share	Inter RAO UES (RU)	
LUKOIL GDR NEW	share	LUKOIL (RU)	

MARKET SUMMARY:

There were big changes in December on both sides of the pond. In England it became final that they will the EU, and in the U.S. President Trump hit a friendlier tone with the Chinese, he will not escalate the trade war, and will not implement new tariffs. In its usual December meeting, FED president Jay Powell announced that he would raise rates only if he sees a permanent rise in inflation. Based on the macroeconomic numbers, the U.S. economy is steadily growing, the factory orders grew by 0,3% and the weekly unemployment rate is at a 7 months low. The Eurozone economy is not as bright. The industrial output and PM numbers do not show an optimistic future yet. Lagarde, the new ECB president announced in her first press conference, that she thinks that the euro economy needs more supportive action from the central bank, as long as inflation remains at these levels. The largest economy in Asia beginning to recover from its slowdown. The Chinese Caixin index went to a seven months high. But because of the swine flu, the YoY inflation reached 4,5% in November, which was higher than expected, and overall it was a lot higher than October's 3,8%. In Hungary the central bank didn't change its leading interest rate. The HUF is trying to consolidate at around the 330 EURHUF level. The fund had a positive month and outperformed its benchmark. The fund is still overweight in equities. The fund sold a previously good performing technology stock and bought instead a company that is an up and coming in the Russian online payment system. Hoping that the diamond cycle had reached its bottom we closed the underweight in Arosa. The equity allocation is still 105% in the fund.

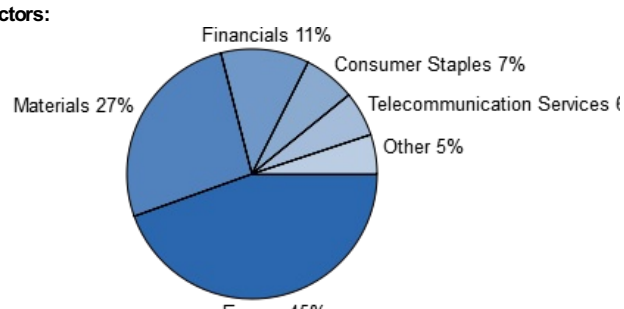
ASSET ALLOCATION OF THE FUND ON 12/31/2019

Asset type	Weight
International equities	94.33 %
T-bills	1.49 %
Current account	3.24 %
Receivables	1.17 %
Liabilities	-0.22 %
total	100,00 %
Derivative products	8.04 %
Net corrected leverage	108.28 %

Assets with over 10% weight

There is no such instrument in the portfolio

Stocks by sectors:



NET YIELD PERFORMANCE OF THE SERIES:

Interval	Yield of note	Benchmark yield
From start	5.38 %	5.49 %
2019	29.36 %	46.46 %
2018	4.80 %	0.67 %
2017	-15.94 %	-18.62 %
2016	58.87 %	55.54 %
2015	13.15 %	10.49 %
2014	-33.33 %	-33.34 %

RISK INDICATORS FOR THE LAST 12 MONTHS:

Annualized standard deviation of the fund's weekly yields:	13.25 %
Annualized standard deviation of the benchmark's weekly yields:	13.45 %
WAM (Weighted Average Maturity):	0.00 years
WAL (Weighted Average Life):	0.00 years