

# Aegon BondMaxx Total Return Bond Investment Fund

## PLN series

### GENERAL INFORMATION

Fund Manager:	AEGON Hungary Fund Manager Ltd.
Custodian:	Citibank Europe plc Magyarországi Fióktelepe
Main distributor:	AEGON Hungary Fund Manager Ltd.
Benchmark composition:	100% RMAX Index + 1%
ISIN code:	HU0000712401
Start:	08/12/2013
Currency:	PLN
Total Net Asset Value of the whole Fund:	29,370,293,621 HUF
Net Asset Value of PLN series:	36,031,024 PLN
Net Asset Value per unit:	1.227996 PLN

### INVESTMENT POLICY OF THE FUND:

The fund's investment objective is to provide investors with a higher return than that attainable in the domestic money market, primarily by investing in the bond market of the Central and Eastern European region. The fund's bond investments are mainly concentrated in the corporate and mortgage bond markets, but government securities issued in foreign currency are also potential investment targets. Forint-denominated Hungarian government securities are only held for liquidity management purposes. The fund may also buy into other investment funds that invest in the above markets. The achievement of a higher return than would be attainable in the Hungarian government securities market is made possible by the better diversification, the additional yield from the premiums of the bonds, and, in a favourable market environment, by the price gains resulting from the narrowing of the premiums. The fund's general risk level and the asset allocation between the three main areas of investment is determined on the basis of a regular market analysis and situational analysis relating to four main aspects (fundamentals, valuation levels, market sentiment, technical factors). The in-depth analysis is also an important factor in the selection of the individual securities by region, sector and interest risk. In the course of selecting the individual securities, a thorough financial analysis is also essential to determine the creditworthiness of the issuer. Risk management and the regular monitoring of the issuers are of key importance to the fund. When compiling the fund's portfolio we aim to achieve a moderate risk profile, primarily purchasing investment-grade securities. The fund only buys lower-rated instruments in limited proportions. The fund may only conclude derivative transactions for the purpose of hedging or ensuring an efficient portfolio structure. The fund may also hold unleveraged collective investments linked to derivative indexes. The fund also has the option of taking on a substantial currency exposure, which will ordinarily be fully hedged, although depending on market circumstances the fund may even have an open currency position. The fund management company, exercising all due care, based on its own judgement and decisions, and while observing the relevant legal provisions and the limitations stipulated in the Fund Documentation, determines the means of utilising the fund's resources, and the weights of the various investments within the portfolio, with a view to ensuring that the fund - in line with our expectations with regard to future risks and returns - achieves its objective in the long term.

### DISTRIBUTORS

Aegon Towarzystwo Ubezpieczeń na Życie Spółka

### NET YIELD PERFORMANCE OF THE SERIES:

Interval	Yield of note	Benchmark yield
From start	3.31 %	2.40 %
2018	-0.71 %	1.31 %
2017	2.62 %	1.20 %
2016	3.37 %	2.23 %
2015	3.07 %	2.52 %
2014	5.13 %	4.34 %

### RISK INDICATORS FOR THE LAST 12 MONTHS:

Annualized standard deviation of the fund's weekly yields:	0.75 %
Annualized standard deviation of the benchmark's weekly yields:	0.11 %
WAM (Weighted Average Maturity):	2.71 years
WAL (Weighted Average Life):	3.79 years

### INVESTMENT HORIZON:

Suggested minimum investment period:

<input type="checkbox"/>	<input checked="" type="checkbox"/>	<input type="checkbox"/>	<input type="checkbox"/>	<input type="checkbox"/>	<input type="checkbox"/>	<input type="checkbox"/>
3 months	6 months	1 year	2 years	3 years	4 years	5 years

Risk and Reward Profile:

<input type="checkbox"/>	<input checked="" type="checkbox"/>	<input type="checkbox"/>	<input type="checkbox"/>	<input type="checkbox"/>	<input type="checkbox"/>	<input type="checkbox"/>
very low	low	moderate	intermediate	significant	high	very high

### TOP 3 POSITIONS

Asset	Type	Counterparty / issuer	Maturity
Magyar Fejlesztési Bank Zrt. 2020/10/6,25% USD	interest-bearing	Magyar Fejlesztési Bank Zrt. (HU)	2020.10.21
MOL 2023/04/28 2,625%	interest-bearing	MOL Nyrt. (HU)	2023.04.28
MFB 2021/12/08 2,375% EUR	interest-bearing	Magyar Fejlesztési Bank Zrt. (HU)	2021.12.08

### MARKET SUMMARY:

We have seen a volatile month for EM hard currency spreads as market was waiting for any news around the "phase one deal" between US and China. The market have heard quite less from the US-China trade negotiations, but President Trump announced tariffs on steel and aluminum imports from Argentina and Brazil. Starting the month with some compression in yield spreads EM hard currency sovereigns have finished november a touch lower after a bounce back in the second half. Market activity was quite sluggish and last month marked an overall outflow from the asset class. We have sold our romanian local government bonds after we made profit on both the interest rate and the currency. Bought some Kazakh quasi-sovereign names after the selloff in the country and also bought some Ukrainian usd denominated bonds.

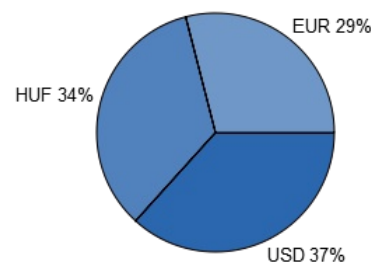
### ASSET ALLOCATION OF THE FUND ON 11/30/2019

Asset type	Weight
Government bonds	37.87 %
Corporate bonds	36.43 %
T-bills	12.44 %
Mortgage debentures	1.37 %
other assets	0.68 %
Collective securities	0.12 %
Current account	15.57 %
Liabilities	-4.47 %
Receivables	0.75 %
Market value of open derivative positions	-0.75 %
total	100.00 %
Derivative products	62.57 %
Net corrected leverage	100.00 %

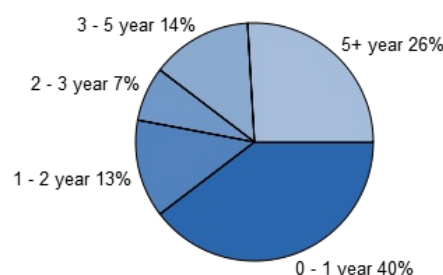
### Assets with over 10% weight

There is no such instrument in the portfolio

### Currency exposure:

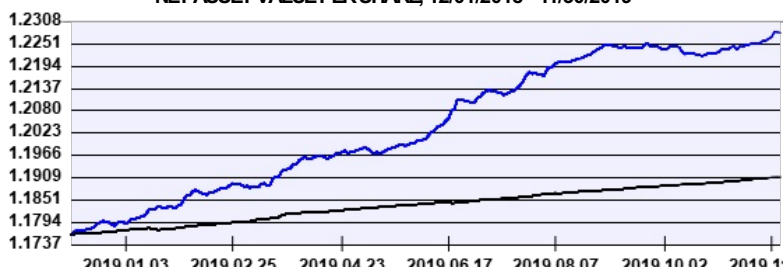


### Bonds by tenor:



### NET PERFORMANCE OF THE SERIES

#### NET ASSET VALUE PER SHARE, 12/01/2018 - 11/30/2019



— Aegon BondMaxx Total Return Bond Investment Fund PLN series — Benchmark  
Past performance is no guarantee of future results. This report should not be considered as an offer or investment advisory. The Fund Prospectus contains the detailed conditions of the investment. The distribution costs of the fund purchase can be found at the distributors.