

# Aegon Polish Equity Fund institutional series

## GENERAL INFORMATION

Fund Manager:	AEGON Hungary Fund Manager Ltd.
Custodian:	Unicredit Bank Hungary Zrt.
Main distributor:	AEGON Hungary Fund Manager Ltd.
Benchmark composition:	100% MSCI Poland IMI Loc Net
ISIN code:	HU0000710850
Start:	11/18/2011
Currency:	PLN
Total Net Asset Value of the whole Fund:	92,162,771 PLN
Net Asset Value of institutional series:	57,469,738 PLN
Net Asset Value per unit:	1.279022 PLN

## INVESTMENT POLICY OF THE FUND:

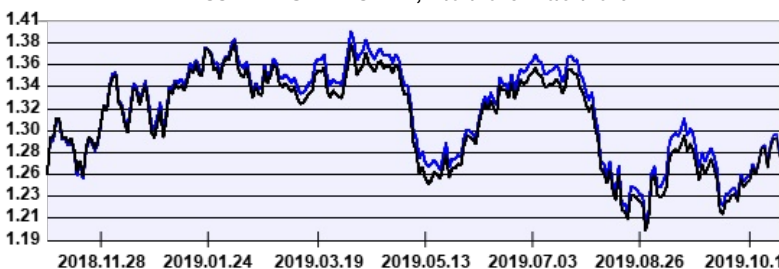
The fund aims to share in the yields of the Polish equity market, and to profit from Poland's economic growth through share price gains and dividend income. Given the risk profiles of the equity investments, the fund is classified as a high-risk investment. The fund manager's intentions are that the fund's portfolio should consist predominantly of the publicly traded shares of foreign-domiciled companies. The fund's primary investment targets are the exchange-traded securities of companies that are active in Poland or that generate the bulk of their revenues there, or whose shares are listed on the Warsaw Stock Exchange. The fund may also invest in the shares of other Central and Eastern European corporations. These are listed as Austria, the Czech Republic, Hungary, Russia, Romania and Turkey, although the portfolio will always chiefly consist of the shares of companies listed on the Warsaw Stock Exchange. When building the fund's portfolio, beyond the minimum statutory requirements, the principles of safety and maximum diversification (the spreading of risk) are observed. Accordingly, only publicly issued securities listed or in the process of being listed on the stock exchange will be purchased as equity investments. The fund management company, exercising all due care, determines the means of utilising the fund's resources on the basis of its own judgement and decisions, while observing the relevant legal provisions and the limitations stipulated in the Fund Documentation and by taking into account the macroeconomic environment of the investment markets, relying primarily on fundamental analysis. When compiling the portfolio, it is shares that determine the nature of the fund, and thus the proportion of shares that may be held in the fund at any given moment may reach the prevailing statutory maximum. The weights of the shares within the portfolio are determined so as to ensure that the fund - in line with our expectations with regard to future risks and yields - achieves its objective, which is to outperform the benchmark advertised by the fund, over the longer term. The fund holds more than 30% of its assets in a currency other than the domestic currency (HUF). In accordance with the current legislation, the proportion of shares in the portfolio may be up to 100%.

## DISTRIBUTORS

Aegon Towarzystwo Ubezpieczeń na Życie Spółka

## NET PERFORMANCE OF THE SERIES

NET ASSET VALUE PER SHARE, 11/01/2018 - 10/31/2019



Past performance is no guarantee of future results. This report should not be considered as an offer or investment advisory. The Fund Prospectus contains the detailed conditions of the investment. The distribution costs of the fund purchase can be found at the distributors.

## RISK INDICATORS FOR THE LAST 12 MONTHS:

Annualized standard deviation of the fund's weekly yields:	15.05 %
Annualized standard deviation of the benchmark's weekly yields:	14.94 %
WAM (Weighted Average Maturity):	0.00 years
WAL (Weighted Average Life):	0.00 years

## TOP 5 POSITIONS

Asset	Type	Counterparty / issuer	Maturity
PKO Bank	share	PKO Bank (PL)	
Polski Koncern Naftowy	share	PL Koncern Naftowy (PL)	
POWSZECHNY ZAKŁAD UBEZPIECZEŃ	share	POWSZECHNY ZAKŁAD UBEZPIECZEŃ (PL)	
CD PROJECT RED	share	CD PROJECT RED (PL)	
WIG20 INDEX FUT Dec19 Buy	derivativ	Eerste Bef. Hun (HU)	2019.12.20

## MARKET SUMMARY:

For the first time in months, not the American-Chinese trade war was the centerpiece in the investors' minds. It seems that the parties agreed in a multi-phase agreement, and soon they will finalize the first phase, provided the talks will continue. The markets liked what they heard, and the major American indices went to new all-time highs. The FED cut the Fed fund rates by 25 basis points to a new range of 1,50-1,75. The macro economic data shows a mixed picture. The unemployment rate is 3,5%, the inflation rate is at 1,7%, but the ISM is still below the critical 50 level. The European economy is still struggling. So far the 2019 GDP forecast is 0,5%, and the 2020 GDP forecast is lowered to 1,1%. The German manufacturing index fell back to 48,7, which is the lowest level since 2012, the German export dropped by 1,8%, and the PM is under the critical 50 level, at 45,7. There will be a parliamentary election in England, and the result of this election will have a huge influence on January 31st exit date. In Hungary, the forint strengthened a bit against the euro, and went below the psychologically important 330 level. Since the macro factors hasn't changed, and the central bank is not bothered by the weak forint, we view this rally in the forint as technical in nature. The fund had a good performance last month but underperformed its benchmark. The telecom and oil sector was underweight in the fund but these two sectors overperformed the benchmark. We still favorize the mid-cap against the large cap. We think that the worst-case scenario is already priced in the Polish banks.

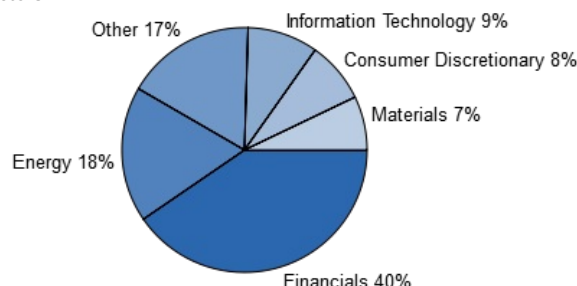
## ASSET ALLOCATION OF THE FUND ON 10/31/2019

Asset type	Weight
International equities	95.13 %
Hungarian equities	0.31 %
Current account	4.56 %
Receivables	0.05 %
Liabilities	-0.03 %
total	100.00 %
Derivative products	12.00 %
Net corrected leverage	111.88 %

## Assets with over 10% weight

PKO Bank  
Polski Koncern Naftowy

## Stocks by sectors:




## NET YIELD PERFORMANCE OF THE SERIES:

Interval	Yield of note	Benchmark yield
From start	3.14 %	1.60 %
2018	-10.44 %	-11.48 %
2017	21.83 %	21.15 %
2016	11.88 %	9.38 %
2015	-10.34 %	-11.98 %
2014	-0.78 %	-2.02 %
2013	0.69 %	-1.47 %
2012	24.40 %	16.71 %

## INVESTMENT HORIZON:

Suggested minimum investment period:



Risk and Reward Profile:

