

Aegon BondMaxx Total Return Bond Investment Fund HUF series

GENERAL INFORMATION

Fund Manager:	AEGON Hungary Fund Manager Ltd.
Custodian:	Citibank Europe plc Magyarországi Fióktelepe
Main distributor:	AEGON Hungary Fund Manager Ltd.
Benchmark composition:	100% RMAX Index + 1%
ISIN code:	HU0000709597
Start:	01/12/2011
Currency:	HUF
Total Net Asset Value of the whole Fund:	29,727,383,627 HUF
Net Asset Value of HUF series:	3,592,647,057 HUF
Net Asset Value per unit:	1.554795 HUF

INVESTMENT POLICY OF THE FUND:

The fund's investment objective is to provide investors with a higher return than that attainable in the domestic money market, primarily by investing in the bond market of the Central and Eastern European region. The fund's bond investments are mainly concentrated in the corporate and mortgage bond markets, but government securities issued in foreign currency are also potential investment targets. Forint-denominated Hungarian government securities are only held for liquidity management purposes. The fund may also buy into other investment funds that invest in the above markets. The achievement of a higher return than would be attainable in the Hungarian government securities market is made possible by the better diversification, the additional yield from the premiums of the bonds, and, in a favourable market environment, by the price gains resulting from the narrowing of the premiums. The fund's general risk level and the asset allocation between the three main areas of investment is determined on the basis of a regular market analysis and situational analysis relating to four main aspects (fundamentals, valuation levels, market sentiment, technical factors). The in-depth analysis is also an important factor in the selection of the individual securities by region, sector and interest risk. In the course of selecting the individual securities, a thorough financial analysis is also essential to determine the creditworthiness of the issuer. Risk management and the regular monitoring of the issuers are of key importance to the fund. When compiling the fund's portfolio we aim to achieve a moderate risk profile, primarily purchasing investment-grade securities. The fund only buys lower-rated instruments in limited proportions. The fund may only conclude derivative transactions for the purpose of hedging or ensuring an efficient portfolio structure. The fund may also hold unleveraged collective investments linked to derivative indexes. The fund also has the option of taking on a substantial currency exposure, which will ordinarily be fully hedged, although depending on market circumstances the fund may even have an open currency position. The fund management company, exercising all due care, based on its own judgement and decisions, and while observing the relevant legal provisions and the limitations stipulated in the Fund Documentation, determines the means of utilising the fund's resources, and the weights of the various investments within the portfolio, with a view to ensuring that the fund - in line with our expectations with regard to future risks and returns - achieves its objective in the long term.

DISTRIBUTORS

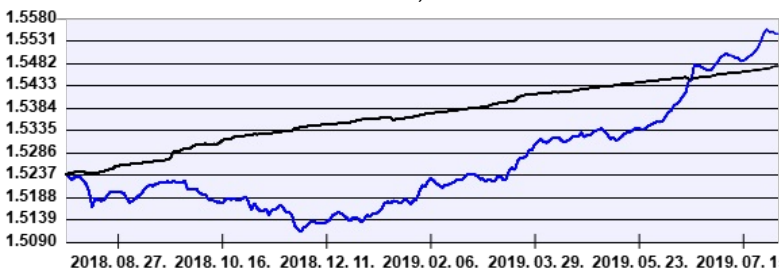
Aegon Magyarország Befektetési Alapkezelő Zrt., Budapest Hitel-és Fejlesztési Bank Zrt., CIB Bank Zrt., CONCORDE Értékpapír Zrt., Equilor Befektetési Zrt., Erste Befektetési Zrt., KBC Securities Magyarországi Fióktelepe, OTP Bank Nyrt., Raiffeisen Bank Zrt., Sopron Bank Zrt., SPB Befektetési Zrt., Takarékbank Zrt., Unicredit Bank Hungary Zrt.

NET YIELD PERFORMANCE OF THE SERIES:

Interval	Yield of note	Benchmark yield
From start	5.30 %	4.02 %
2018	-2.29 %	1.31 %
2017	1.71 %	1.20 %
2016	2.90 %	2.23 %
2015	2.76 %	2.52 %
2014	5.32 %	4.34 %
2013	8.16 %	6.78 %
2012	21.17 %	9.60 %

NET PERFORMANCE OF THE SERIES

NET ASSET VALUE PER SHARE, 08/01/2018 - 07/31/2019



----- Aegon BondMaxx Total Return Bond Investment Fund HUF series ----- Benchmark
Past performance is no guarantee of future results. This report should not be considered as an offer or investment advisory. The Fund Prospectus contains the detailed conditions of the investment. The distribution costs of the fund purchase can be found at the distributors.

RISK INDICATORS FOR THE LAST 12 MONTHS:

Annualized standard deviation of the fund's weekly yields:	1.02 %
Annualized standard deviation of the benchmark's weekly yields:	0.17 %
WAM (Weighted Average Maturity):	2.67 years
WAL (Weighted Average Life):	3.62 years

MARKET SUMMARY:

Donald Trump and president Xi Jinping managed to come to a trade truce on the G-20 meeting in Osaka and agreed to continue with the trade negotiations. In Europe, Boris Johnson was elected to be the UK's next prime minister, who is known to be a Hard-Brexiter and did not wait long to promise that the UK will leave the EU at the end of October whatever happens. The global macro picture paints a mixed picture. The US data is still somewhat robust, while China and Europe are struggling more. Maybe this is the reason why Mario Draghi, resigning ECB president said that the ECB won't rule out any tool to stimulate the European economy. The German 10yr government bond already started to price in the new wave of monetary stimulus and managed to decrease to its lows in yield after Draghi's comments. The FOMC held its meeting at the end of the month where it decided to lower the base rate by 25 basispoints in line with expectations. However, Jerome Powell Fed chair gave a speech that turned out somewhat more hawkish which took the market by surprise. In this environment EM USD sovereign credit papers performed well, their yield spread tightened by 27 basispoints. We participated in the new OTP EUR bond issuance and we mainly bought local currency government papers in Hungary and Romania.

ASSET ALLOCATION OF THE FUND ON 07/31/2019

Asset type	Weight
Government bonds	43.80 %
Corporate bonds	32.85 %
T-bills	15.79 %
Mortgage debentures	2.40 %
other assets	0.66 %
Collective securities	0.11 %
Current account	9.56 %
Liabilities	-3.41 %
Receivables	0.00 %
Market value of open derivative positions	-1.75 %
total	100.00 %
Derivative products	61.53 %
Net corrected leverage	99.99 %

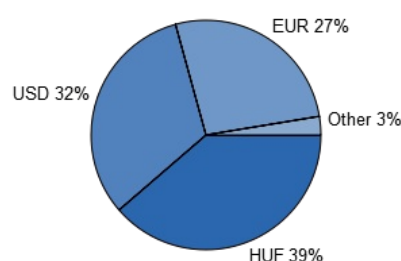
TOP 3 POSITIONS

Asset	Type	Counterparty / issuer	Maturity
Magyar Fejlesztési Bank Zrt. 2020/10 6,25%	USD interest-bearing	Magyar Fejlesztési Bank Zrt. (HU)	2020. 10. 21.
MOL 2023/04/28 2,625%	interest-bearing	MOL Nyrt. (HU)	2023. 04. 28.
D191120	zero coupon	Államadósság Kezelő Központ Zrt. (HU)	2019. 11. 20.

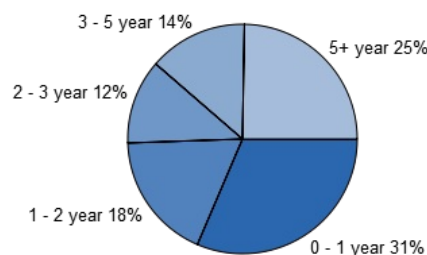
Assets with over 10% weight

There is no such instrument in the portfolio

Currency exposure:



Bonds by tenor:



INVESTMENT HORIZON:

Suggested minimum investment period:

<input type="checkbox"/>	<input checked="" type="checkbox"/>	<input type="checkbox"/>	<input type="checkbox"/>	<input type="checkbox"/>	<input type="checkbox"/>	<input type="checkbox"/>
3 months	6 months	1 year	2 years	3 years	4 years	5 years

Risk and Reward Profile:

<input type="checkbox"/>	<input checked="" type="checkbox"/>	<input type="checkbox"/>	<input type="checkbox"/>	<input type="checkbox"/>	<input type="checkbox"/>	<input type="checkbox"/>
very low	low	moderate	intermediate	significant	high	very high