

Aegon BondMaxx Total Return Bond Investment Fund HUF series

GENERAL INFORMATION

| | |
|--|--|
| Fund Manager: | AEGON Hungary Fund Manager Ltd. |
| Custodian: | Citibank Europe plc Magyarországi Fióktelepe |
| Main distributor: | AEGON Hungary Fund Manager Ltd. |
| Benchmark composition: | 100% RMAX Index + 1% |
| ISIN code: | HU0000709597 |
| Start: | 01/12/2011 |
| Currency: | HUF |
| Total Net Asset Value of the whole Fund: | 27,881,717,363 HUF |
| Net Asset Value of HUF series: | 3,677,299,275 HUF |
| Net Asset Value per unit: | 1.533114 HUF |

INVESTMENT POLICY OF THE FUND:

The fund's investment objective is to provide investors with a higher return than that attainable in the domestic money market, primarily by investing in the bond market of the Central and Eastern European region. The fund's bond investments are mainly concentrated in the corporate and mortgage bond markets, but government securities issued in foreign currency are also potential investment targets. Forint-denominated Hungarian government securities are only held for liquidity management purposes. The fund may also buy into other investment funds that invest in the above markets. The achievement of a higher return than would be attainable in the Hungarian government securities market is made possible by the better diversification, the additional yield from the premiums of the bonds, and, in a favourable market environment, by the price gains resulting from the narrowing of the premiums. The fund's general risk level and the asset allocation between the three main areas of investment is determined on the basis of a regular market analysis and situational analysis relating to four main aspects (fundamentals, valuation levels, market sentiment, technical factors). The in-depth analysis is also an important factor in the selection of the individual securities by region, sector and interest risk. In the course of selecting the individual securities, a thorough financial analysis is also essential to determine the creditworthiness of the issuer. Risk management and the regular monitoring of the issuers are of key importance to the fund. When compiling the fund's portfolio we aim to achieve a moderate risk profile, primarily purchasing investment-grade securities. The fund only buys lower-rated instruments in limited proportions. The fund may only conclude derivative transactions for the purpose of hedging or ensuring an efficient portfolio structure. The fund may also hold unleveraged collective investments linked to derivative indexes. The fund also has the option of taking on a substantial currency exposure, which will ordinarily be fully hedged, although depending on market circumstances the fund may even have an open currency position. The fund management company, exercising all due care, based on its own judgement and decisions, and while observing the relevant legal provisions and the limitations stipulated in the Fund Documentation, determines the means of utilising the fund's resources, and the weights of the various investments within the portfolio, with a view to ensuring that the fund - in line with our expectations with regard to future risks and returns - achieves its objective in the long term.

DISTRIBUTORS

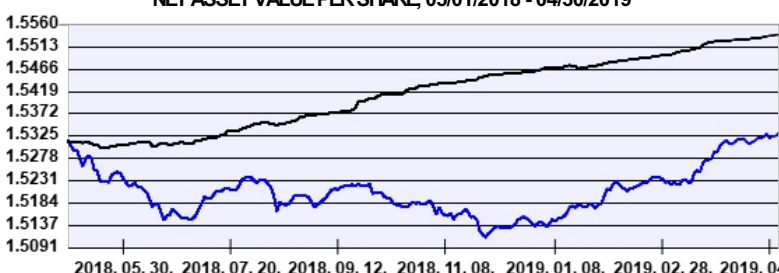
Aegon Magyarország Befektetési Alapkezelő Zrt., Budapest Hitel-és Fejlesztési Bank Zrt., CIB Bank Zrt., CONCORDE Értékpapír Zrt., Equilor Befektetési Zrt., Erste Befektetési Zrt., KBC Securities Magyarországi Fióktelepe, OTP Bank Nyrt., Raiffeisen Bank Zrt., Sopron Bank Zrt., SPB Befektetési Zrt., Takarékbank Zrt., Unicredit Bank Hungary Zrt.

NET YIELD PERFORMANCE OF THE SERIES:

| Interval | Yield of note | Benchmark yield |
|------------|---------------|-----------------|
| From start | 5.29 % | 4.11 % |
| 2018 | -2.29 % | 1.31 % |
| 2017 | 1.71 % | 1.20 % |
| 2016 | 2.90 % | 2.23 % |
| 2015 | 2.76 % | 2.52 % |
| 2014 | 5.32 % | 4.34 % |
| 2013 | 8.16 % | 6.78 % |
| 2012 | 21.17 % | 9.60 % |

NET PERFORMANCE OF THE SERIES

NET ASSET VALUE PER SHARE, 05/01/2018 - 04/30/2019



— Aegon BondMaxx Total Return Bond Investment Fund HUF series — Benchmark
Past performance is no guarantee of future results. This report should not be considered as an offer or investment advisory. The Fund Prospectus contains the detailed conditions of the investment. The distribution costs of the fund purchase can be found at the distributors.

MARKET SUMMARY:

EM credit spreads have remained remarkably stable in the last 3 months: The 340- 360bp EMBI Div spread range established at the start of February has been virtually unbroken in the past three months, leading to modest but consistently positive total returns at the index level after a very strong start to the year in January. EM sovereign credit remains the best performing EM asset class year to date despite the modest April return in USD term. However, country specific stories have given this apparently calm period more alpha generation opportunities. Divergent performance was evident in April, with high yielders in particular seeing vast discrepancies in performance during the month. For example Turkey underperformed, while oil exporter names closed a decent month. We took profit on the Polish positions at the beginning of the month, sold Ukrainian papers at the price peak, and also somewhat increased positions in Turkey, Romania and Kazakhstan.

ASSET ALLOCATION OF THE FUND ON 04/30/2019

| Asset type | Weight |
|---|----------|
| Government bonds | 50.00 % |
| Corporate bonds | 31.07 % |
| T-bills | 10.57 % |
| Mortgage debentures | 2.54 % |
| other assets | 0.70 % |
| Collective securities | 0.11 % |
| Current account | 10.18 % |
| Liabilities | -4.31 % |
| Receivables | 0.00 % |
| Market value of open derivative positions | -0.86 % |
| total | 100.00 % |
| Derivative products | 66.33 % |
| Net corrected leverage | 100.03 % |

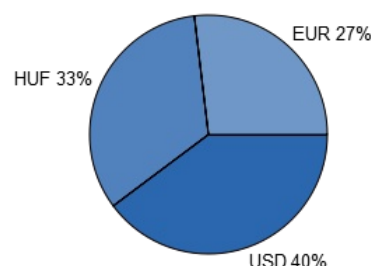
TOP 3 POSITIONS

| Asset | Type | Counterparty / issuer | Maturity |
|--|----------------------|---------------------------------------|---------------|
| Magyar Fejlesztési Bank Zrt. 2020/10.6,25% | USD interest-bearing | Magyar Fejlesztési Bank Zrt. (HU) | 2020. 10. 21. |
| MOL 2023/04/28 2,625% | interest-bearing | MOL Nyrt. (HU) | 2023. 04. 28. |
| 2021C | interest-bearing | Államadósság Kezelő Központ Zrt. (HU) | 2021. 04. 21. |

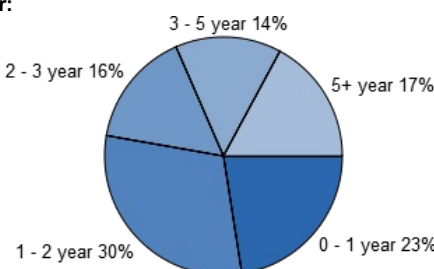
Assets with over 10%weight

There is no such instrument in the portfolio

Currency exposure:



Bonds by tenor:



RISK INDICATORS FOR THE LAST 12 MONTHS:

| | |
|---|------------|
| Annualized standard deviation of the fund's weekly yields: | 1.10 % |
| Annualized standard deviation of the benchmark's weekly yields: | 0.21 % |
| WAM (Weighted Average Maturity): | 2.65 years |
| WAL (Weighted Average Life): | 3.49 years |

INVESTMENT HORIZON:

Suggested minimum investment period:



Risk and Reward Profile:

