

# Aegon BondMaxx Total Return Bond Investment Fund

## R series

### GENERAL INFORMATION

Fund Manager:	AEGON Hungary Fund Manager Ltd.
Custodian:	Citibank Europe plc Magyarországi Fióktelepe
Main distributor:	AEGON Hungary Fund Manager Ltd.
Benchmark composition:	100% RMAX Index + 1%
ISIN code:	HU0000712260
Start:	07/16/2013
Currency:	HUF
Total Net Asset Value of the whole Fund:	27,776,897,268 HUF
Net Asset Value of R series:	128,419,821 HUF
Net Asset Value per unit:	1.187806 HUF

### INVESTMENT POLICY OF THE FUND:

The fund's investment objective is to provide investors with a higher return than that attainable in the domestic money market, primarily by investing in the bond market of the Central and Eastern European region. The fund's bond investments are mainly concentrated in the corporate and mortgage bond markets, but government securities issued in foreign currency are also potential investment targets. Forint-denominated Hungarian government securities are only held for liquidity management purposes. The fund may also buy into other investment funds that invest in the above markets. The achievement of a higher return than would be attainable in the Hungarian government securities market is made possible by the better diversification, the additional yield from the premiums of the bonds, and, in a favourable market environment, by the price gains resulting from the narrowing of the premiums. The fund's general risk level and the asset allocation between the three main areas of investment is determined on the basis of a regular market analysis and situational analysis relating to four main aspects (fundamentals, valuation levels, market sentiment, technical factors). The in-depth analysis is also an important factor in the selection of the individual securities by region, sector and interest risk. In the course of selecting the individual securities, a thorough financial analysis is also essential to determine the creditworthiness of the issuer. Risk management and the regular monitoring of the issuers are of key importance to the fund. When compiling the fund's portfolio we aim to achieve a moderate risk profile, primarily purchasing investment-grade securities. The fund only buys lower-rated instruments in limited proportions. The fund may only conclude derivative transactions for the purpose of hedging or ensuring an efficient portfolio structure. The fund may also hold unleveraged collective investments linked to derivative indexes. The fund also has the option of taking on a substantial currency exposure, which will ordinarily be fully hedged, although depending on market circumstances the fund may even have an open currency position. The fund management company, exercising all due care, based on its own judgement and decisions, and while observing the relevant legal provisions and the limitations stipulated in the Fund Documentation, determines the means of utilising the fund's resources, and the weights of the various investments within the portfolio, with a view to ensuring that the fund - in line with our expectations with regard to future risks and returns - achieves its objective in the long term.

### DISTRIBUTORS

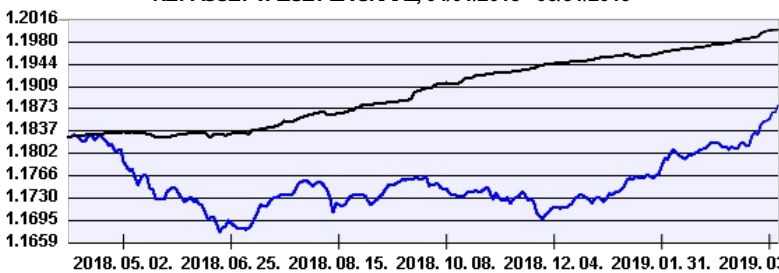
Raiffeisen Bank Zrt.

### NET YIELD PERFORMANCE OF THE SERIES:

Interval	Yield of note	Benchmark yield
From start	3.06 %	2.59 %
2018	-1.36 %	1.31 %
2017	1.92 %	1.20 %
2016	3.11 %	2.23 %
2015	2.96 %	2.52 %
2014	5.74 %	4.34 %

### NET PERFORMANCE OF THE SERIES

#### NET ASSET VALUE PER SHARE, 04/01/2018 - 03/31/2019



Past performance is no guarantee of future results. This report should not be considered as an offer or investment advisory. The Fund Prospectus contains the detailed conditions of the investment. The distribution costs of the fund purchase can be found at the distributors.

### RISK INDICATORS FOR THE LAST 12 MONTHS:

Annualized standard deviation of the fund's weekly yields:	1.09 %
Annualized standard deviation of the benchmark's weekly yields:	0.21 %
WAM (Weighted Average Maturity):	2.43 years
WAL (Weighted Average Life):	3.26 years

### MARKET SUMMARY:

Market retains its constructive stance in the near term on EM credit, notwithstanding the recent moves in Turkey and Argentina. Technicals indeed remain supportive of EM credit as supply continues to lag previous years. Moreover, cash returned to the market in the month of April and May is significant at USD 46BB. Furthermore, flows into the asset class have remained robust through 2019 at USD15.1BB. Market participants constantly revise their Brent projections that now stand within the range of USD65-75/bbl, mentioning risk to the upside. The main risk to such credit view is a substantial increase in idiosyncratic developments in CEEMEA or LatAm like the summer of 2018. Election prospects continue to cloud Argentina, and markets are still digesting AMLOs policies in Mexico. EM hard currency yield spreads moved up with an average 28 basis points. Breaking down the performance numbers, among the regions Africa was the main underperformer followed by Europe. Single B and BB-rated names were least favourable in March while on the curve, the short end of the curve was in a high demand. In emerging Europe Croatia and Ukraine performed best, while Turkey faced significant selloff. We proceed with taking profit on our local Romanian government positions, initiated exposure in Romania, increased position in Ivory Coast, and took profit on the Polish positions at the end of the month.

### ASSET ALLOCATION OF THE FUND ON 03/31/2019

Asset type	Weight
Government bonds	49.39 %
Corporate bonds	31.29 %
Mortgage debentures	3.47 %
T-bills	1.99 %
other assets	0.69 %
Collective securities	0.11 %
Current account	12.70 %
Receivables	7.09 %
Liabilities	-5.67 %
Market value of open derivative positions	-1.06 %
total	100.00 %
Derivative products	66.35 %
Net corrected leverage	100.00 %

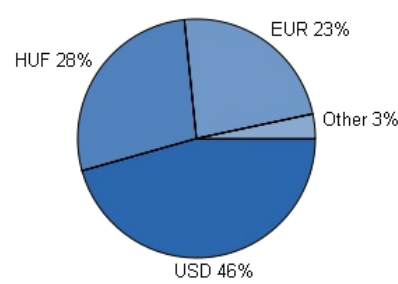
### TOP 3 POSITIONS

Asset	Type	Counterparty / issuer	Maturity
Magyar Fejlesztési Bank Zrt. 2020/10/6,25%	USD interest-bearing	Magyar Fejlesztési Bank Zrt. (HU)	2020. 10. 21.
MOL 2023/04/28 2,625%	interest-bearing	MOL Nyrt. (HU)	2023. 04. 28.
2021C	interest-bearing	Allamadósság Kezelő Központ Zrt. (HU)	2021. 04. 21.

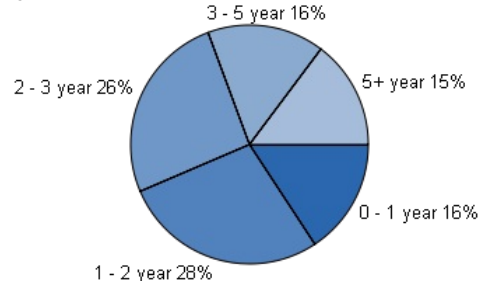
### Assets with over 10% weight

There is no such instrument in the portfolio

### Currency exposure:



### Bonds by tenor:



### INVESTMENT HORIZON:

Suggested minimum investment period:

<input type="checkbox"/>	<input checked="" type="checkbox"/>	<input type="checkbox"/>	<input type="checkbox"/>	<input type="checkbox"/>	<input type="checkbox"/>
3 months	6 months	1 year	2 years	3 years	4 years
<input type="checkbox"/>	<input type="checkbox"/>	<input type="checkbox"/>	<input type="checkbox"/>	<input type="checkbox"/>	<input type="checkbox"/>
5 years					

Risk and Reward Profile:

<input type="checkbox"/>	<input checked="" type="checkbox"/>	<input type="checkbox"/>	<input type="checkbox"/>	<input type="checkbox"/>	<input type="checkbox"/>	<input type="checkbox"/>
very low	low	moderate	intermediate	significant	high	very high