

# Aegon BondMaxx Total Return Bond Investment Fund CZK series

## GENERAL INFORMATION

Fund Manager:	AEGON Hungary Fund Manager Ltd.
Custodian:	Citibank Europe plc Magyarországi Fióktelepe
Main distributor:	AEGON Hungary Fund Manager Ltd.
Benchmark composition:	100% RMAX Index + 1%
ISIN code:	HU0000717400
Start:	09/01/2016
Currency:	CZK
Total Net Asset Value of the whole Fund:	26,362,454,642 HUF
Net Asset Value of CZK series:	98,347 CZK
Net Asset Value per unit:	0.983474 CZK

## INVESTMENT POLICY OF THE FUND:

The fund's investment objective is to provide investors with a higher return than that attainable in the domestic money market, primarily by investing in the bond market of the Central and Eastern European region. The fund's bond investments are mainly concentrated in the corporate and mortgage bond markets, but government securities issued in foreign currency are also potential investment targets. Forint-denominated Hungarian government securities are only held for liquidity management purposes. The fund may also buy into other investment funds that invest in the above markets. The achievement of a higher return than would be attainable in the Hungarian government securities market is made possible by the better diversification, the additional yield from the premiums of the bonds, and, in a favourable market environment, by the price gains resulting from the narrowing of the premiums. The fund's general risk level and the asset allocation between the three main areas of investment is determined on the basis of a regular market analysis and situational analysis relating to four main aspects (fundamentals, valuation levels, market sentiment, technical factors). The in-depth analysis is also an important factor in the selection of the individual securities by region, sector and interest risk. In the course of selecting the individual securities, a thorough financial analysis is also essential to determine the creditworthiness of the issuer. Risk management and the regular monitoring of the issuers are of key importance to the fund. When compiling the fund's portfolio we aim to achieve a moderate risk profile, primarily purchasing investment-grade securities. The fund only buys lower-rated instruments in limited proportions. The fund may only conclude derivative transactions for the purpose of hedging or ensuring an efficient portfolio structure. The fund may also hold unleveraged collective investments linked to derivative indexes. The fund also has the option of taking on a substantial currency exposure, which will ordinarily be fully hedged, although depending on market circumstances the fund may even have an open currency position. The fund management company, exercising all due care, based on its own judgement and decisions, and while observing the relevant legal provisions and the limitations stipulated in the Fund Documentation, determines the means of utilising the fund's resources, and the weights of the various investments within the portfolio, with a view to ensuring that the fund - in line with our expectations with regard to future risks and returns - achieves its objective in the long term.

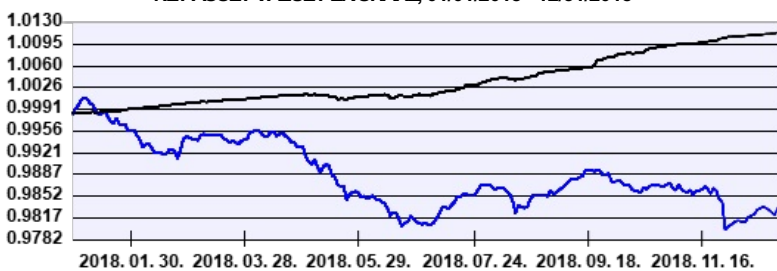
## DISTRIBUTORS

## NET YIELD PERFORMANCE OF THE SERIES:

Interval	Yield of note	Benchmark yield
From start	-0.71 %	1.41 %
2018	-1.53 %	1.31 %
2017	0.75 %	1.20 %

## NET PERFORMANCE OF THE SERIES

### NET ASSET VALUE PER SHARE, 01/01/2018 - 12/31/2018



— Aegon BondMaxx Total Return Bond Investment Fund CZK series — Benchmark  
Past performance is no guarantee of future results. This report should not be considered as an offer or investment advisory. The Fund Prospectus contains the detailed conditions of the investment. The distribution costs of the fund purchase can be found at the distributors.

## RISK INDICATORS FOR THE LAST 12 MONTHS:

Annualized standard deviation of the fund's weekly yields: 1.14 %  
Annualized standard deviation of the benchmark's weekly yields: 0.20 %

## MARKET SUMMARY:

December kicked off with a great excitement around the ongoing trade war as the two world leaders, the president of the US and China set together at the G20 summit in Buenos Aires. The two leaders came to a sort of truce with the US counterpart delaying the increase on the proposed hike on tariffs, while its Chinese counterpart offered couple of measures that balances the trade relation between the two countries. Risk sentiment did not improved that much as risks around global growth downturn came to the fore. This translated into yield spread widening for the main emerging market sovereign papers as the benchmark us treasuries rallied while the EM hard currency instruments lagged behind. After several months of being the black sheep, Turkish assets performed quite well in December as the Lira managed to stabilise at decent levels against the US dollar. Meanwhile news that the tensions between Russia and Ukraine are intensified once again, pushed Ukraine assets into the deep. We sold our polish corporate exposure and decreased our Hungarian exposure.

## ASSET ALLOCATION OF THE FUND ON 12/31/2018

Asset type	Weight
Government bonds	39.35 %
Corporate bonds	38.97 %
Mortgage debentures	4.51 %
T-bills	4.21 %
other assets	0.73 %
Collective securities	0.11 %
Liabilities	-10.20 %
Receivables	10.14 %
Current account	9.36 %
Deposit	2.56 %
Market value of open derivative positions	0.28 %
total	100,00 %
Derivative products	65.52 %
Net corrected leverage	100.01 %

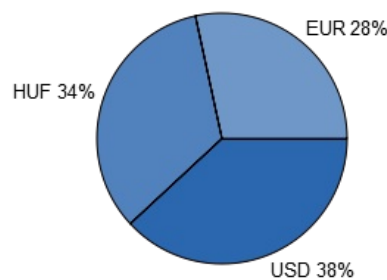
## TOP 3 POSITIONS

Magyar Fejlesztési Bank Zrt. 2020/10 6,25% USD  
MOL 2023/04/28 2,625%  
2021C

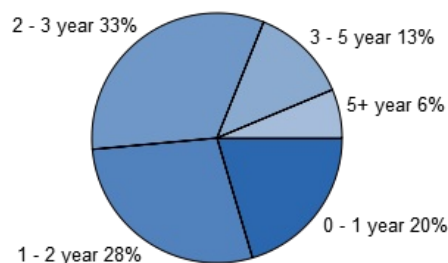
## Assets with over 10% weight

There is no such instrument in the portfolio

## Currency exposure:



## Bonds by tenor:



## INVESTMENT HORIZON:

Suggested minimum investment period:

3 months  6 months  1 year  2 years  3 years  4 years  5 years

Risk and Reward Profile:

very low  low  moderate  intermediate  significant  high  very high