

Aegon Russia Equity Fund PI series

GENERAL INFORMATION

Fund Manager:	AEGON Hungary Fund Manager Ltd.
Custodian:	Unicredit Bank Hungary Zrt.
Main distributor:	AEGON Hungary Fund Manager Ltd.
Benchmark composition:	95% RXUSD Index + 5% US Libor Total Return 1M Index
ISIN code:	HU0000713144
Start:	12/30/2013
Currency:	PLN
Total Net Asset Value of the whole Fund:	4,597,979,464 HUF
Net Asset Value of PI series:	PLN
Net Asset Value per unit:	1.058565 PLN

INVESTMENT POLICY OF THE FUND:

The fund aims to share in the yields of the Russian equity market, and to profit from Russia's economic growth through share price gains and dividend income. Given the risk profiles of the equity investments, the fund is classified as a high-risk investment. The fund's portfolio primarily consists of the publicly issued shares of foreign companies. The main investment targets are the stock exchange-traded shares of companies that maintain an active presence in Russia or the former CIS states, or which generate the bulk of their revenues in these countries. When building the fund's portfolio, beyond the minimum statutory requirements, the principles of safety and maximum diversification (the spreading of risk) are observed. The fund management company, exercising all due care, determines the means of utilising the fund's resources on the basis of its own judgement and decisions, while observing the relevant legal provisions and the limitations stipulated in the Fund Documentation and by taking into account the macroeconomic environment of the investment markets, relying primarily on fundamental analysis. When compiling the portfolio, it is shares that determine the nature of the fund, and thus the proportion of shares that may be held in the fund at any given moment may reach the prevailing statutory maximum. The weights, within the portfolio, of shares traded in the Russian market are determined with a view to ensuring that the fund - in line with our expectations with regard to future risks and yields - achieves its objective, which is to outperform the benchmark advertised by the fund, over the longer term. The fund records its assets in forint; the fund management company may at its own discretion, choose to hedge all or a part of its currency risks with forward currency positions, in compliance with the applicable statutory requirements. Under the current legislation the proportion of shares in the portfolio may be up to 100%.

DISTRIBUTORS

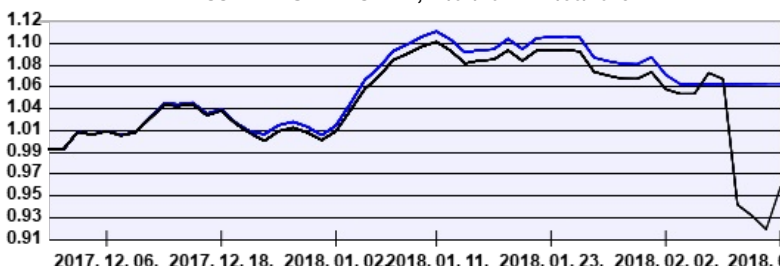
Aegon Towarzystwo Ubezpieczen na Zycie Spolka

NET YIELD PERFORMANCE OF THE SERIES:

Interval	Yield of note	Benchmark yield
From start	1.16 %	-0.10 %
2017	-15.94 %	-18.62 %
2016	58.87 %	55.88 %
2015	13.15 %	10.49 %
2014	-33.33 %	-33.34 %

NET PERFORMANCE OF THE SERIES

NET ASSET VALUE PER SHARE, 12/01/2017 - 11/30/2018




— Aegon Russia Equity Fund PI series — Benchmark

Past performance is no guarantee of future results. This report should not be considered as an offer or investment advisory. The Fund Prospectus contains the detailed conditions of the investment. The distribution costs of the fund purchase can be found at the distributors.

INVESTMENT HORIZON:

Suggested minimum investment period:



Risk and Reward Profile:



MARKET SUMMARY:

In November, main equity indices closed in the positive territory and the emerging markets managed to outperform the developed market equities for the first time since March, while Hungarian stocks were able to achieve higher returns than their regional counterparts.

However, oil price suffered its worst month of the past 10 years. The biggest problem for oil is the slowing demand in parallel with the explosion of shale production in the US, thus the investors are afraid of sudden over-supply.

At the end of the month, Jerome Powell gave the last boost for the equities with his announcement, according to his statement they are close to achieving the neutral interest rate, which gave momentum for the equity asset class.

In early November, the US midterm election was in the limelight of the markets, the result was the same that the consensus expected. The Democrats regained the House of Representatives for the first time in eight years but the majority of Republicans remained in the Senate.

At the end of the month, all the attention was paid to the G20 summit, eminently to the Trump-Xi meeting. The talks between the two leaders ended with a ceasefire, which resulted in a 90-day intensive reconciliation period to resolve the conflict between them and the introduction of new tariffs in January has been also postponed. The markets were pleased to see the trade war fears softened, which also helped the stocks' performance.

Some good news emerged in Europe as well, the Italian government showed willingness to compromise in the question of the budget deficit, according to the news the next year's budget deficit can be reduced to 2%.

In addition, we have received significant impulses in connection with Brexit last month. On the one hand, the text of the agreement on the Brexit conditionality system was completed and the EU and Britain agreed on the framework for coexistence after Brexit. However, the parliamentary vote on the first Brexit law will be on December 11 but according to consensus, the British Parliament will not go through the agreement.

The Russian market closed November with a slight fall, while the fund performed in line with its benchmark index. We were slightly underweighted during the month, we had a small overweight in the oil sector but the banking sector was slightly overweighted. In the Russian market, the oil sector followed the drop of the oil price and reached a weak performance. One of the best performance in November was achieved by Norilsk Nickel, where the newly announced strategy was pleased by the investors. We believe that the Russian market is still attractive, but sanctioning fears make it a barrier to the rise. The benchmark index of the fund will change from mid-December to move to 100% MSCI Russia 10/40 net total return index.

ASSET ALLOCATION OF THE FUND ON 11/30/2018

Asset type	Weight
International equities	92.40 %
Current account	7.73 %
Liabilities	-0.17 %
Receivables	0.06 %
total	100.00 %
Derivative products	0.00 %
Net corrected leverage	100.00 %

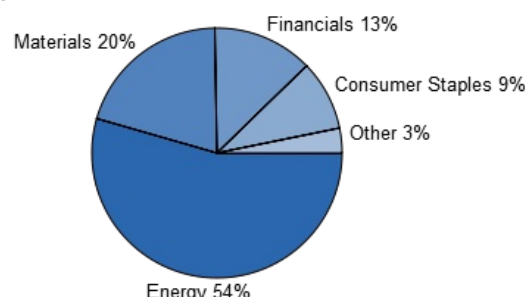
TOP 5 POSITIONS

NOVATEK OAO GDR
NORILSK NICKEL PJSC MMC
LUKOIL GDR NEW
Gazprom GDR
SBERBANK-Sponsored GDR

Assets with over 10% weight

NOVATEK OAO GDR
NORILSK NICKEL PJSC MMC

Stocks by sectors:



RISK INDICATORS FOR THE LAST 12 MONTHS:

Annualized standard deviation of the fund's weekly yields: 8.98 %

Annualized standard deviation of the benchmark's weekly yields: 8.90 %