

Aegon BondMaxx Total Return Bond Investment Fund

HUF series

GENERAL INFORMATION

Fund Manager:	AEGON Hungary Fund Manager Ltd.
Custodian:	Citibank Europe plc Magyarországi Fióktelepe
Main distributor:	AEGON Hungary Fund Manager Ltd.
Benchmark composition:	100% RMAX Index + 1 %
ISIN code:	HU0000709597
Start:	01/12/2011
Currency:	HUF
Total Net Asset Value of the whole Fund:	26,839,389,966 HUF
Net Asset Value of HUF series:	4,327,594,305 HUF
Net Asset Value per unit:	1.520441 HUF

INVESTMENT POLICY OF THE FUND:

The fund's investment objective is to provide investors with a higher return than that attainable in the domestic money market, primarily by investing in the bond market of the Central and Eastern European region. The fund's bond investments are mainly concentrated in the corporate and mortgage bond markets, but government securities issued in foreign currency are also potential investment targets. Forint-denominated Hungarian government securities are only held for liquidity management purposes. The fund may also buy into other investment funds that invest in the above markets. The achievement of a higher return than would be attainable in the Hungarian government securities market is made possible by the better diversification, the additional yield from the premiums of the bonds, and, in a favourable market environment, by the price gains resulting from the narrowing of the premiums. The fund's general risk level and the asset allocation between the three main areas of investment is determined on the basis of a regular market analysis and situational analysis relating to four main aspects (fundamentals, valuation levels, market sentiment, technical factors). The in-depth analysis is also an important factor in the selection of the individual securities by region, sector and interest risk. In the course of selecting the individual securities, a thorough financial analysis is also essential to determine the creditworthiness of the issuer. Risk management and the regular monitoring of the issuers are of key importance to the fund. When compiling the fund's portfolio we aim to achieve a moderate risk profile, primarily purchasing investment-grade securities. The fund only buys lower-rated instruments in limited proportions. The fund may only conclude derivative transactions for the purpose of hedging or ensuring an efficient portfolio structure. The fund may also hold unleveraged collective investments linked to derivative indexes. The fund also has the option of taking on a substantial currency exposure, which will ordinarily be fully hedged, although depending on market circumstances the fund may even have an open currency position. The fund management company, exercising all due care, based on its own judgement and decisions, and while observing the relevant legal provisions and the limitations stipulated in the Fund Documentation, determines the means of utilising the fund's resources, and the weights of the various investments within the portfolio, with a view to ensuring that the fund - in line with our expectations with regard to future risks and returns - achieves its objective in the long term.

DISTRIBUTORS

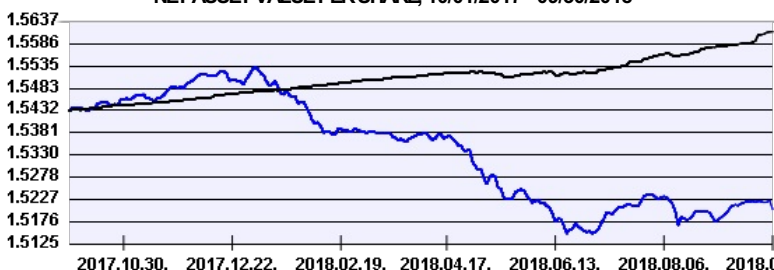
Aegon Magyarország Befektetési Alapkezelő Zrt., Budapest Hitel-és Fejlesztési Bank Zrt., CIB Bank Zrt., CONCORDE Értékpapír Zrt., Equilor Befektetési Zrt., Erste Befektetési Zrt., KBC Securities Magyarországi Fióktelepe, OTP Bank Nyrt., Raiffeisen Bank Zrt., Sopron Bank Zrt., SPB Befektetési Zrt., Takarékbank Zrt., Unicredit Bank Hungary Zrt.

NET YIELD PERFORMANCE OF THE SERIES:

Interval	Yield of note	Benchmark yield
From start	5.58 %	4.31 %
2017	1.71 %	1.20 %
2016	2.90 %	2.23 %
2015	2.76 %	2.52 %
2014	5.32 %	4.34 %
2013	8.16 %	6.78 %
2012	21.17 %	9.60 %

NET PERFORMANCE OF THE SERIES

NET ASSET VALUE PER SHARE, 10/01/2017 - 09/30/2018



--- Aegon BondMaxx Total Return Bond Investment Fund HUF series --- Benchmark
Past performance is no guarantee of future results. This report should not be considered as an offer or investment advisory. The Fund Prospectus contains the detailed conditions of the investment. The distribution costs of the fund purchase can be found at the distributors.

MARKET SUMMARY:

Emerging markets had a difficult month and the situation is unlikely to improve in the last quarter of the year. The danger of trade wars is affecting global trade, on which most EM depend. While the US administration seems to focus on trade tariffs on China, other EM are not immune to spillover. Tighter USD funding conditions, increasing trade tensions and idiosyncratic issues in a number of important EM countries have taken a toll on EM capital flows, reflected in currencies and asset price valuations. Pressures on their currencies have forced many EM central banks to tighten monetary policy, weighing further on their growth prospects, especially when compared with the robust economic momentum in DM. After protracted negotiations and changes in the Central Bank leadership, the IMF and Argentina unveiled a new program last month. IMF financial assistance diminishes the probability of a credit event over the next year. Despite the Turkey Central Bank's strong policy response (in the form of a 625bp rate hike) on September 20 and announcement of the government's the long-awaited medium-term program (New Economic Program or NEP), Turkey remains another weak point in the EM universe while spreads tightened by more than 100bps in September.

ASSET ALLOCATION OF THE FUND ON 09/30/2018

Asset type	Weight
Corporate bonds	42.03 %
Government bonds	34.80 %
T-bills	15.13 %
Mortgage debentures	4.45 %
other assets	0.72 %
Collective securities	0.11 %
Current account	3.57 %
Liabilities	-0.55 %
Receivables	0.03 %
Market value of open derivative positions	-0.28 %
total	100.00 %
Derivative products	64.05 %
Net corrected leverage	102.30 %

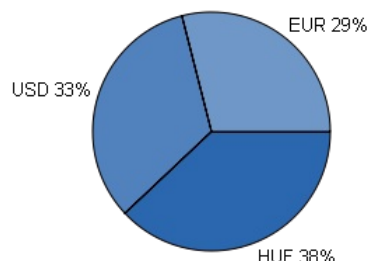
TOP 3 POSITIONS

MFB 2020/10 6,25% USD (Magyar Fejlesztési Bank Zrt.)
MFB 2021/12/08 2,375% EUR (Magyar Fejlesztési Bank Zrt.)
MOL 2023/04/28 2,625% (MOL Nyrt.)

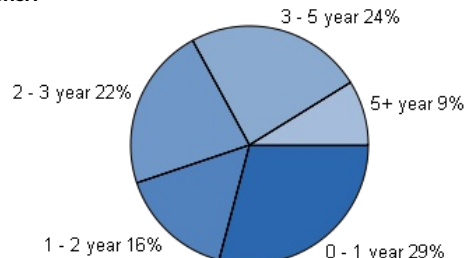
Assets with over 10% weight

There is no such instrument in the portfolio

Currency exposure:



Bonds by tenor:



RISK INDICATORS FOR THE LAST 12 MONTHS:

Annualized standard deviation of the fund's weekly yields: 1.06 %

Annualized standard deviation of the benchmark's weekly yields: 0.19 %

INVESTMENT HORIZON:

Suggested minimum investment period:



Risk and Reward Profile:

