

# Aegon BondMaxx Total Return Bond Investment Fund HUF series

## GENERAL INFORMATION

|  |  |
|--|--|
| Fund Manager:                            | AEGON Hungary Fund Manager Ltd.              |
| Custodian:                               | Citibank Europe plc Magyarországi Fióktelepe |
| Main distributor:                        | AEGON Hungary Fund Manager Ltd.              |
| Benchmark composition:                   | 100% RMAX Index + 1%                         |
| ISIN code:                               | HU0000709597                                 |
| Start:                                   | 01/12/2011                                   |
| Currency:                                | HUF  |
| Total Net Asset Value of the whole Fund: | 27,177,941,038 HUF                           |
| Net Asset Value of HUF series:           | 4,472,949,756 HUF                            |
| Net Asset Value per unit:                | 1.515314 HUF                                 |

## INVESTMENT POLICY OF THE FUND:

The fund's investment objective is to provide investors with a higher return than that attainable in the domestic money market, primarily by investing in the bond market of the Central and Eastern European region. The fund's bond investments are mainly concentrated in the corporate and mortgage bond markets, but government securities issued in foreign currency are also potential investment targets. Forint-denominated Hungarian government securities are only held for liquidity management purposes. The fund may also buy into other investment funds that invest in the above markets. The achievement of a higher return than would be attainable in the Hungarian government securities market is made possible by the better diversification, the additional yield from the premiums of the bonds, and, in a favourable market environment, by the price gains resulting from the narrowing of the premiums. The fund's general risk level and the asset allocation between the three main areas of investment is determined on the basis of a regular market analysis and situational analysis relating to four main aspects (fundamentals, valuation levels, market sentiment, technical factors). The in-depth analysis is also an important factor in the selection of the individual securities by region, sector and interest risk. In the course of selecting the individual securities, a thorough financial analysis is also essential to determine the creditworthiness of the issuer. Risk management and the regular monitoring of the issuers are of key importance to the fund. When compiling the fund's portfolio we aim to achieve a moderate risk profile, primarily purchasing investment-grade securities. The fund only buys lower-rated instruments in limited proportions. The fund may only conclude derivative transactions for the purpose of hedging or ensuring an efficient portfolio structure. The fund may also hold unleveraged collective investments linked to derivative indexes. The fund also has the option of taking on a substantial currency exposure, which will ordinarily be fully hedged, although depending on market circumstances the fund may even have an open currency position. The fund management company, exercising all due care, based on its own judgement and decisions, and while observing the relevant legal provisions and the limitations stipulated in the Fund Documentation, determines the means of utilising the fund's resources, and the weights of the various investments within the portfolio, with a view to ensuring that the fund - in line with our expectations with regard to future risks and returns - achieves its objective in the long term.

## DISTRIBUTORS

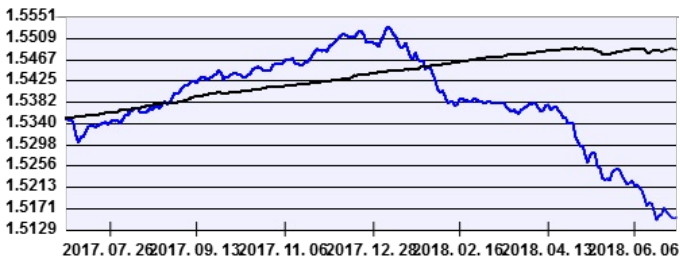
Aegon Magyarország Befektetési Alapkezelő Zrt., Budapest Hitel-és Fejlesztési Bank Zrt., CIB Bank Zrt., CONCORDE Értékpapír Zrt., Equilor Befektetési Zrt., Erste Befektetési Zrt., KBC Securities Magyarország Fióktelepe, OTP Bank Nyrt., Raiffeisen Bank Zrt., Sopron Bank Zrt., Takarékbank Zrt, Unicredit Bank Hungary Zrt.

## NET YIELD PERFORMANCE OF THE FUND:

| Interval   | Yield of note | Benchmark yield |
|------------|---------------|-----------------|
| From start | 5.73 %        | 4.37 %          |
| 2017       | 1.71 %        | 1.20 %          |
| 2016       | 2.90 %        | 2.23 %          |
| 2015       | 2.76 %        | 2.52 %          |
| 2014       | 5.32 %        | 4.34 %          |
| 2013       | 8.16 %        | 6.78 %          |
| 2012       | 21.17 %       | 9.60 %          |

## NET PERFORMANCE OF THE FUND

NET ASSET VALUE PER SHARE, 07/01/2017 - 06/30/2018



----- Aegon BondMaxx Total Return Bond Investment Fund HUF series ----- Benchmark

Past performance is no guarantee of future results. This report should not be considered as an offer or investment advisory. The Fund Prospectus contains the detailed conditions of the investment. The distribution costs of the fund purchase can be found at the distributors.

## RISK INDICATORS FOR THE LAST 12 MONTHS:

Annualized standard deviation of the fund's weekly yields: 0.95 %  
Annualized standard deviation of the benchmark's weekly yields: 0.12 %

## MARKET SUMMARY:

EM spreads have been under a renewed amount of pressure last month driven by the uncertainty created over trade tension. The situation remains extremely fluid, and will likely need more time for a resolution since the ultimate goal of the Trump administration is the portrayal of a strong stance towards NAFTA, EU-US trade deficit, and finally China's trade and investment practices that threaten US competitiveness. The macro environment has remained challenging with trade tensions still at the forefront and weighing on risk assets. There are some mitigating factors to this outlook that may keep spreads somewhat anchored, including a large amount of cash being returned to the market via bond redemptions, range bound US treasuries and stable oil. However, while valuations are becoming attractive, there is still no catalyst to lead to a sustained rally as investors are still focused on idiosyncratic risks. Two competing cycles continue to drive the outlook for EM markets: global synchronized upturns and tightening US monetary policy. As H2 conditions have come early with markets focused on vulnerabilities given disappointing non-US growth and still rising US rates, EM fixed income assets were left among the worst performing YTD. We increased our exposure to the Ukrainian USD bonds and closed position in Polish local bonds.

## ASSET ALLOCATION OF THE FUND ON 06/30/2018

| Asset type                                | Weight   |
|---|----------|
| Corporate bonds                           | 41.72 %  |
| Government bonds                          | 39.81 %  |
| T-bills                                   | 10.50 %  |
| Mortgage debentures                       | 4.51 %   |
| other assets                              | 0.73 %   |
| Collective securities                     | 0.11 %   |
| Current account                           | 7.79 %   |
| Liabilities                               | -7.15 %  |
| Receivables                               | 3.67 %   |
| Market value of open derivative positions | -1.68 %  |
| total                                     | 100.00 % |
| Derivative products                       | 72.41 %  |
| Net corrected leverage                    | 100.11 % |

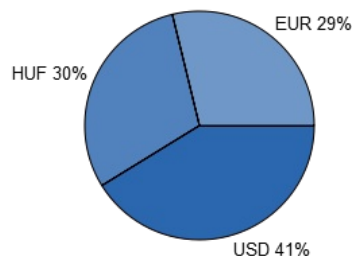
## TOP 3 POSITIONS

MOL 2023/04/28 2,625% (MOL Nyrt.)  
MFB 2021/12/08 2,375% EUR (Magyar Fejlesztési Bank Zrt.)  
MFB 2020/10 6,25% USD (Magyar Fejlesztési Bank Zrt.)

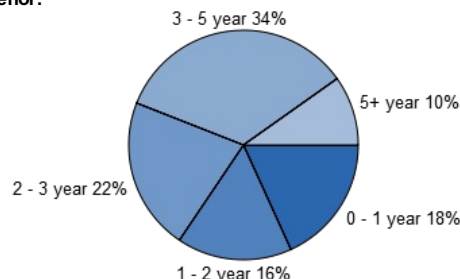
## Assets with over 10%weight

MOL 2023/04/28 2,625% (MOL Nyrt.)

## Currency exposure:



## Bonds by tenor:



## INVESTMENT HORIZON:

Suggested minimum investment period:

3 months  6 months  1 year  2 years  3 years  4 years  5 years

Risk and Reward Profile:

very low  low  moderate  intermediate  significant  high  very high