

Aegon BondMaxx Total Return Bond Investment Fund institutional series

GENERAL INFORMATION

Fund Manager:	AEGON Hungary Fund Manager Ltd.
Custodian:	Citibank Europe plc Magyarországi Fióktelepe
Main distributor:	AEGON Hungary Fund Manager Ltd.
Benchmark composition:	100% RMAX Index + 1%
ISIN code:	HU0000709605
Start:	01/12/2011
Currency:	HUF
Total Net Asset Value of the whole Fund:	30,547,501,615 HUF
Net Asset Value of institutional series:	21,231,698,667 HUF
Net Asset Value per unit:	1.591666 HUF

INVESTMENT POLICY OF THE FUND:

The fund's investment objective is to provide investors with a higher return than that attainable in the domestic money market, primarily by investing in the bond market of the Central and Eastern European region. The fund's bond investments are mainly concentrated in the corporate and mortgage bond markets, but government securities issued in foreign currency are also potential investment targets. Forint-denominated Hungarian government securities are only held for liquidity management purposes. The fund may also buy into other investment funds that invest in the above markets. The achievement of a higher return than would be attainable in the Hungarian government securities market is made possible by the better diversification, the additional yield from the premiums of the bonds, and, in a favourable market environment, by the price gains resulting from the narrowing of the premiums. The fund's general risk level and the asset allocation between the three main areas of investment is determined on the basis of a regular market analysis and situational analysis relating to four main aspects (fundamentals, valuation levels, market sentiment, technical factors). The in-depth analysis is also an important factor in the selection of the individual securities by region, sector and interest risk. In the course of selecting the individual securities, a thorough financial analysis is also essential to determine the creditworthiness of the issuer. Risk management and the regular monitoring of the issuers are of key importance to the fund. When compiling the fund's portfolio we aim to achieve a moderate risk profile, primarily purchasing investment-grade securities. The fund only buys lower-rated instruments in limited proportions. The fund may only conclude derivative transactions for the purpose of hedging or ensuring an efficient portfolio structure. The fund may also hold unleveraged collective investments linked to derivative indexes. The fund also has the option of taking on a substantial currency exposure, which will ordinarily be fully hedged, although depending on market circumstances the fund may even have an open currency position. The fund management company, exercising all due care, based on its own judgement and decisions, and while observing the relevant legal provisions and the limitations stipulated in the Fund Documentation, determines the means of utilising the fund's resources, and the weights of the various investments within the portfolio, with a view to ensuring that the fund - in line with our expectations with regard to future risks and returns - achieves its objective in the long term.

DISTRIBUTORS

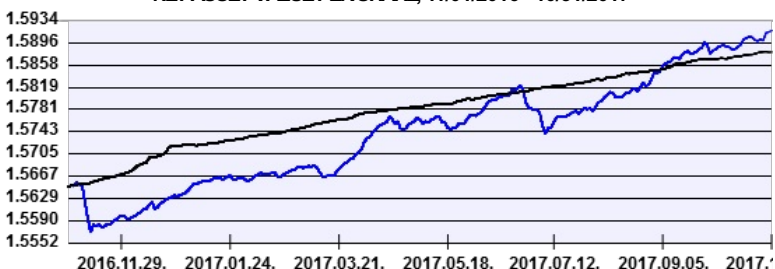
Aegon Magyarország Befektetési Alapkezelő Zrt., Raiffeisen Bank Zrt., Unicredit Bank Hungary Zrt.

NET YIELD PERFORMANCE OF THE SERIES:

Interval	Yield of note	Benchmark yield
From start	7.07 %	4.73 %
2016	3.31 %	2.23 %
2015	3.17 %	2.52 %
2014	5.91 %	4.34 %
2013	8.79 %	6.78 %
2012	21.84 %	9.60 %

NET PERFORMANCE OF THE SERIES

NET ASSET VALUE PER SHARE, 11/01/2016 - 10/31/2017



— Aegon BondMaxx Total Return Bond Investment Fund institutional series
 — Benchmark

Past performance is no guarantee of future results. This report should not be considered as an offer or investment advisory. The Fund Prospectus contains the detailed conditions of the investment. The distribution costs of the fund purchase can be found at the distributors.

MARKET SUMMARY:

October was by and large another positive month. Measures of volatility continued to hover near historical lows. The major central bank meeting (ECB) during the month passed without any surprises despite the taper announcement, while expectations of some tax reform progress in the US appeared to help sentiment at the margin. Some turbulence occurred on the core bond markets in the second part of the month as rumors around the next potential FED chair emerged and the market took that as a rather hawkish news. During the month, EM local currency funds witnessed significant outflows on stronger dollar and rising rates, while hard currency funds continued to attract inflows. EM sovereign bond spreads have remained resilient in the face of the news coming from the US. The only turbulence among the EM space was more idiosyncratic. Turkey bonds witnessed downward price pressures as diplomatic ties between the US and the country turned somewhat tense and the Turkish lira also depreciated significantly which added fuel to the fire. Some encouraging news also came to the light from Latin America as Venezuela announced that it made coupon payments for its state-owned oil company, PDVSA. During the month, we increased our positions in Romania and took some profit on our Ukrainian positions.

ASSET ALLOCATION OF THE FUND ON 10/31/2017

Asset type	Weight
Government bonds	44.94 %
Corporate bonds	38.04 %
Mortgage debentures	5.81 %
T-bills	0.93 %
other assets	0.61 %
Collective securities	0.09 %
Current account	10.97 %
Liabilities	-0.24 %
Receivables	0.05 %
Market value of open derivative positions	-1.20 %
total	100.00 %
Derivative products	69.73 %
Net corrected leverage	101.13 %

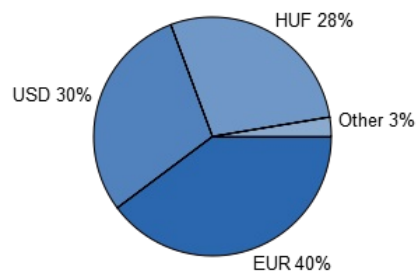
TOP 3 POSITIONS

MOL 2023/04/28 2,625% (MOL Nyrt.)
 MFB 2020/10 6,25% USD (Magyar Fejlesztési Bank Zrt.)
 MFB 2021/12/08 2,375% EUR (Magyar Fejlesztési Bank Zrt.)

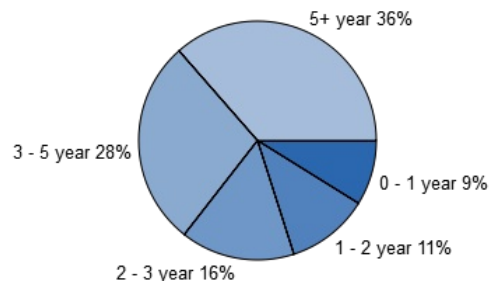
Assets with over 10% weight

There is no such instrument in the portfolio

Currency exposure:



Bonds by tenor:



RISK INDICATORS FOR THE LAST 12 MONTHS:

Annualized standard deviation of the fund's weekly yields: 0.85 %
 Annualized standard deviation of the benchmark's weekly yields: 0.14 %

INVESTMENT HORIZON:

Suggested minimum investment period:

3 months 6 months 1 year 2 years 3 years 4 years 5 years

Risk and Reward Profile:

very low low moderate intermediate significant high very high