

Aegon BondMaxx Total Return Bond Investment Fund CZK series

GENERAL INFORMATION

Fund Manager:	AEGON Hungary Fund Manager Ltd.
Custodian:	Citibank Europe plc Magyarországi Fióktelepe
Main distributor:	AEGON Hungary Fund Manager Ltd.
Benchmark composition:	100% RMAX Index + 1%
ISIN code:	HU0000717400
Start:	09/01/2016
Currency:	CZK
Total Net Asset Value of the whole Fund:	29,818,513,287 HUF
Net Asset Value of CZK series:	99,673 CZK
Net Asset Value per unit:	0.996734 CZK

INVESTMENT POLICY OF THE FUND:

The fund's investment objective is to provide investors with a higher return than that attainable in the domestic money market, primarily by investing in the bond market of the Central and Eastern European region. The fund's bond investments are mainly concentrated in the corporate and mortgage bond markets, but government securities issued in foreign currency are also potential investment targets. Forint-denominated Hungarian government securities are only held for liquidity management purposes. The fund may also buy into other investment funds that invest in the above markets. The achievement of a higher return than would be attainable in the Hungarian government securities market is made possible by the better diversification, the additional yield from the premiums of the bonds, and, in a favourable market environment, by the price gains resulting from the narrowing of the premiums. The fund's general risk level and the asset allocation between the three main areas of investment is determined on the basis of a regular market analysis and situational analysis relating to four main aspects (fundamentals, valuation levels, market sentiment, technical factors). The in-depth analysis is also an important factor in the selection of the individual securities by region, sector and interest risk. In the course of selecting the individual securities, a thorough financial analysis is also essential to determine the creditworthiness of the issuer. Risk management and the regular monitoring of the issuers are of key importance to the fund. When compiling the fund's portfolio we aim to achieve a moderate risk profile, primarily purchasing investment-grade securities. The fund only buys lower-rated instruments in limited proportions. The fund may only conclude derivative transactions for the purpose of hedging or ensuring an efficient portfolio structure. The fund may also hold unleveraged collective investments linked to derivative indexes. The fund also has the option of taking on a substantial currency exposure, which will ordinarily be fully hedged, although depending on market circumstances the fund may even have an open currency position. The fund management company, exercising all due care, based on its own judgement and decisions, and while observing the relevant legal provisions and the limitations stipulated in the Fund Documentation, determines the means of utilising the fund's resources, and the weights of the various investments within the portfolio, with a view to ensuring that the fund - in line with our expectations with regard to future risks and returns - achieves its objective in the long term.

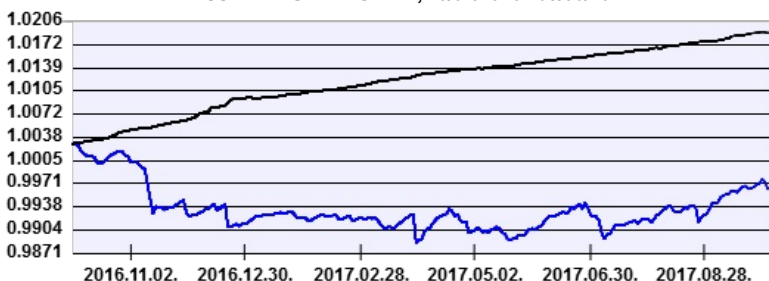
DISTRIBUTORS

NET YIELD PERFORMANCE OF THE SERIES:

Interval	Yield of note	Benchmark yield
From start	-0.30 %	1.59 %

NET PERFORMANCE OF THE SERIES

NET ASSET VALUE PER SHARE, 10/01/2016 - 09/30/2017



--- Aegon BondMaxx Total Return Bond Investment Fund CZK series --- Benchmark
Past performance is no guarantee of future results. This report should not be considered as an offer or investment advisory. The Fund Prospectus contains the detailed conditions of the investment. The distribution costs of the fund purchase can be found at the distributors.

RISK INDICATORS FOR THE LAST 12 MONTHS:

Annualized standard deviation of the fund's weekly yields: 1.13 %
Annualized standard deviation of the benchmark's weekly yields: 0.15 %

MARKET SUMMARY:

Even though investors saw a somewhat higher volatility at beginning, this managed to subside and the VIX index sank below 10 once again. Renewed US tax reform discussions have supported another leg up in risk assets, with US equity indices making new highs while 10-year US treasury managed to spike by 20 basispoints during the month thanks to a hawkish Fed rhetoric. The US currency managed also to strengthen on the back of tapering talks and the sealing of a December Fed hike. Energy prices rebounded, WTI hit 52 dollars/barrel while Brent also managed to spike to levels near 58 dollars/barrel. In this environment flows kept coming in to EM bond funds of which hard currency bond funds received almost the two-thirds of the amount. Performance was also good in terms of yield spreads as EM sovereign bonds' yields managed to tighten by 14 basispoints. Primary issuance was quite heavy in the month, Ukraine came out with a long dated bond that was highly demanded by investors. We held a somewhat higher duration during the month that we lowered at the end of September. We bought some USD denominated Ukrainian government bonds during the month.

ASSET ALLOCATION OF THE FUND ON 09/30/2017

Asset type	Weight
Government bonds	43.58 %
Corporate bonds	36.98 %
Mortgage debentures	5.98 %
other assets	0.63 %
T-bills	0.59 %
Collective securities	0.09 %
Current account	14.46 %
Liabilities	-2.89 %
Receivables	1.90 %
Market value of open derivative positions	-1.30 %
total	100.00 %
Derivative products	74.50 %
Net corrected leverage	101.11 %

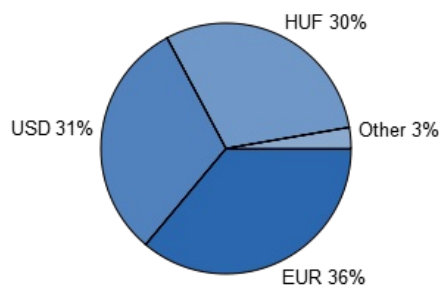
TOP 3 POSITIONS

MFB 2020/10 6,25% USD (Magyar Fejlesztési Bank Zrt.)
MFB 2021/12/08 2,375% EUR (Magyar Fejlesztési Bank Zrt.)
MOL 2023/04/28 2,625% (MOL Nyrt.)

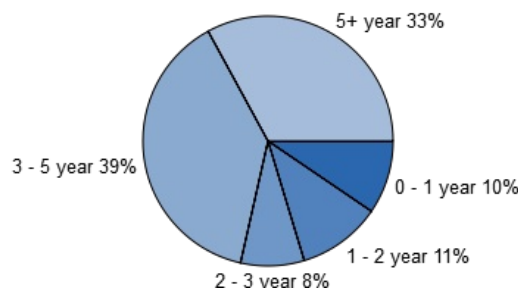
Assets with over 10% weight

There is no such instrument in the portfolio

Currency exposure:



Bonds by tenor:



INVESTMENT HORIZON:

Suggested minimum investment period:



Risk and Reward Profile:

