

Aegon BondMaxx Total Return Bond Investment Fund R series

GENERAL INFORMATION

Fund Manager:	AEGON Hungary Fund Manager Ltd.
Custodian:	Citibank Europe plc Magyarországi Fióktelepe
Main distributor:	AEGON Hungary Fund Manager Ltd.
Benchmark composition:	100% RMAX Index + 1%
ISIN code:	HU0000712260
Start:	07/16/2013
Currency:	HUF
Total Net Asset Value of the whole Fund:	29,832,001,494 HUF
Net Asset Value of R series:	634,290,118 HUF
Net Asset Value per unit:	1.176717 HUF

INVESTMENT POLICY OF THE FUND:

The fund's investment objective is to provide investors with a higher return than that attainable in the domestic money market, primarily by investing in the bond market of the Central and Eastern European region. The fund's bond investments are mainly concentrated in the corporate and mortgage bond markets, but government securities issued in foreign currency are also potential investment targets. Forint-denominated Hungarian government securities are only held for liquidity management purposes. The fund may also buy into other investment funds that invest in the above markets. The achievement of a higher return than would be attainable in the Hungarian government securities market is made possible by the better diversification, the additional yield from the premiums of the bonds, and, in a favourable market environment, by the price gains resulting from the narrowing of the premiums. The fund's general risk level and the asset allocation between the three main areas of investment is determined on the basis of a regular market analysis and situational analysis relating to four main aspects (fundamentals, valuation levels, market sentiment, technical factors). The in-depth analysis is also an important factor in the selection of the individual securities by region, sector and interest risk. In the course of selecting the individual securities, a thorough financial analysis is also essential to determine the creditworthiness of the issuer. Risk management and the regular monitoring of the issuers are of key importance to the fund. When compiling the fund's portfolio we aim to achieve a moderate risk profile, primarily purchasing investment-grade securities. The fund only buys lower-rated instruments in limited proportions. The fund may only conclude derivative transactions for the purpose of hedging or ensuring an efficient portfolio structure. The fund may also hold unleveraged collective investments linked to derivative indexes. The fund also has the option of taking on a substantial currency exposure, which will ordinarily be fully hedged, although depending on market circumstances the fund may even have an open currency position. The fund management company, exercising all due care, based on its own judgement and decisions, and while observing the relevant legal provisions and the limitations stipulated in the Fund Documentation, determines the means of utilising the fund's resources, and the weights of the various investments within the portfolio, with a view to ensuring that the fund - in line with our expectations with regard to future risks and returns - achieves its objective in the long term.

DISTRIBUTORS

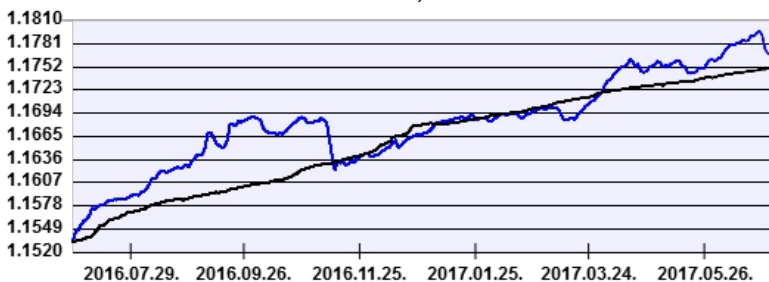
Raiffeisen Bank Zrt.

NET YIELD PERFORMANCE OF THE SERIES:

Interval	Yield of note	Benchmark yield
From start	4.20 %	3.16 %
2016	3.11 %	2.23 %
2015	2.96 %	2.52 %
2014	5.74 %	4.34 %

NET PERFORMANCE OF THE SERIES

NET ASSET VALUE PER SHARE, 07/01/2016 - 06/30/2017



--- Aegon BondMaxx Total Return Bond Investment Fund R series --- Benchmark
 Past performance is no guarantee of future results. This report should not be considered as an offer or investment advisory. The Fund Prospectus contains the detailed conditions of the investment. The distribution costs of the fund purchase can be found at the distributors.

MARKET SUMMARY:

Markets have had a few themes to contend with. The first was the sharp decline in the price of Oil and the second was the big spike in volatility - particularly for rates - in the last week of the month following a chorus of hawkish central bank speak. The persistent weakness in commodities deserves attention. Large parts of the EM asset universe, especially in EM credit, are directly or indirectly tied to commodities and hence it is no surprise that historical correlations between commodity prices and EM credit spreads have been pronounced. EM spreads thus widened overall during the month from 318 basispoints to 327 basispoints, with oil-exporter countries being the underperformers. Despite the declining energy prices and the widening spreads, inflows for EM bond funds remained intact during the month and managed to keep this year's strong pace. Hard currency EM bond fund flows took the bulk of that inflow. This strong technical factor means a persistent support for the asset class. We decreased our position in Croatia, sold some of the low-yielder papers from the portfolio, participated in the new USD and EUR bond issuance of Ivory Coast and bought some exposure in Kazakhstan and Azerbaijan.

ASSET ALLOCATION OF THE FUND ON 06/30/2017

Asset type	Weight
Government bonds	37.00 %
Corporate bonds	31.07 %
Mortgage debentures	5.99 %
T-bills	5.60 %
Collective securities	0.09 %
Current account	19.39 %
Receivables	1.24 %
Liabilities	-0.43 %
Market value of open derivative positions	0.06 %
total	100.00 %
Derivative products	68.23 %
Net corrected leverage	100.00 %

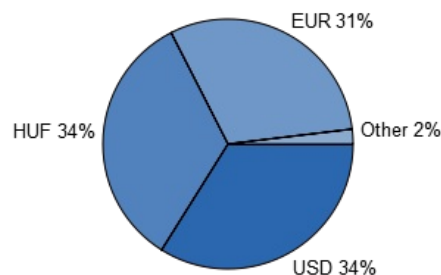
TOP 3 POSITIONS

MFB 2020/10 6,25% USD (Magyar Fejlesztési Bank Zrt.)
 MFB 2021/12/08 2,375% EUR (Magyar Fejlesztési Bank Zrt.)
 2021B (Államadósság Kezelő Központ Zrt.)

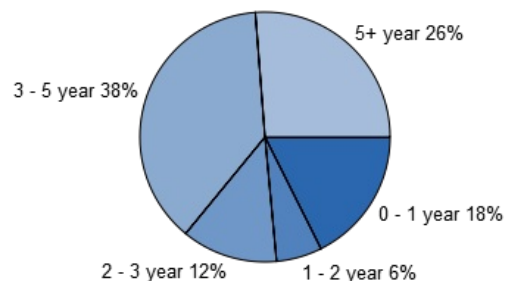
Assets with over 10% weight

There is no such instrument in the portfolio

Currency exposure:



Bonds by tenor:



RISK INDICATORS FOR THE LAST 12 MONTHS:

Annualized standard deviation of the fund's weekly yields: 0.93 %
 Annualized standard deviation of the benchmark's weekly yields: 0.19 %

INVESTMENT HORIZON:

Suggested minimum investment period:

3 months 6 months 1 year 2 years 3 years 4 years 5 years

Risk and Reward Profile:

very low low moderate intermediate significant high very high