

Aegon BondMaxx Total Return Bond Investment Fund institutional series

GENERAL INFORMATION

Fund Manager:	AEGON Hungary Fund Manager Ltd.
Custodian:	Citibank Europe plc Magyarországi Fióktelepe
Main distributor:	AEGON Hungary Fund Manager Ltd.
Benchmark composition:	100% RMAX Index + 1%
ISIN code:	HU0000709605
Start:	01/12/2011
Currency:	HUF
Total Net Asset Value of the whole Fund:	29,850,797,760 HUF
Net Asset Value of institutional series:	18,940,462,907 HUF
Net Asset Value per unit:	1.566203 HUF

INVESTMENT POLICY OF THE FUND:

The fund's investment objective is to provide investors with a higher return than that attainable in the domestic money market, primarily by investing in the bond market of the Central and Eastern European region. The fund's bond investments are mainly concentrated in the corporate and mortgage bond markets, but government securities issued in foreign currency are also potential investment targets. Forint-denominated Hungarian government securities are only held for liquidity management purposes. The fund may also buy into other investment funds that invest in the above markets. The achievement of a higher return than would be attainable in the Hungarian government securities market is made possible by the better diversification, the additional yield from the premiums of the bonds, and, in a favourable market environment, by the price gains resulting from the narrowing of the premiums. The fund's general risk level and the asset allocation between the three main areas of investment is determined on the basis of a regular market analysis and situational analysis relating to four main aspects (fundamentals, valuation levels, market sentiment, technical factors). The in-depth analysis is also an important factor in the selection of the individual securities by region, sector and interest risk. In the course of selecting the individual securities, a thorough financial analysis is also essential to determine the creditworthiness of the issuer. Risk management and the regular monitoring of the issuers are of key importance to the fund. When compiling the fund's portfolio we aim to achieve a moderate risk profile, primarily purchasing investment-grade securities. The fund only buys lower-rated instruments in limited proportions. The fund may only conclude derivative transactions for the purpose of hedging or ensuring an efficient portfolio structure. The fund may also hold unleveraged collective investments linked to derivative indexes. The fund also has the option of taking on a substantial currency exposure, which will ordinarily be fully hedged, although depending on market circumstances the fund may even have an open currency position. The fund management company, exercising all due care, based on its own judgement and decisions, and while observing the relevant legal provisions and the limitations stipulated in the Fund Documentation, determines the means of utilising the fund's resources, and the weights of the various investments within the portfolio, with a view to ensuring that the fund - in line with our expectations with regard to future risks and returns - achieves its objective in the long term.

DISTRIBUTORS

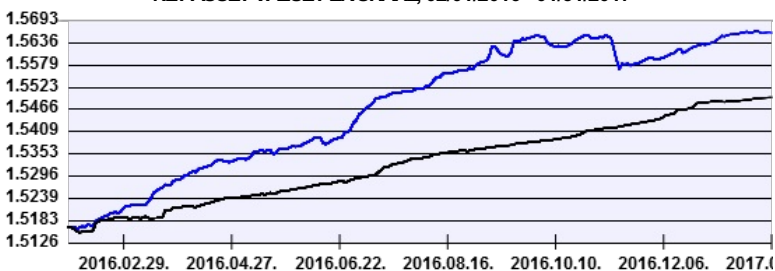
Aegon Magyarország Befektetési Alapkezelő Zrt., Equilor Befektetési Zrt, Raiffeisen Bank Zrt., Unicredit Bank Hungary Zrt.

NET YIELD PERFORMANCE OF THE SERIES:

Interval	Yield of note	Benchmark yield
From start	7.69 %	5.17 %
2016	3.31 %	2.23 %
2015	3.17 %	2.52 %
2014	5.91 %	4.34 %
2013	8.79 %	6.78 %
2012	21.84 %	9.60 %

NET PERFORMANCE OF THE SERIES

NET ASSET VALUE PER SHARE, 02/01/2016 - 01/31/2017



— Aegon BondMaxx Total Return Bond Investment Fund institutional series
 — Benchmark

Past performance is no guarantee of future results. This report should not be considered as an offer or investment advisory. The Fund Prospectus contains the detailed conditions of the investment. The distribution costs of the fund purchase can be found at the distributors.

MARKET SUMMARY:

A slow start to the year aside, the month of January will be best remembered for the official inauguration of President Trump and with it, the first clues of what to expect in his presidency ahead. While still an overall positive month for risk assets, another theme has been the continuation of rising bond yields, partly reflecting the Trumpflation trade and also better growth prospects in Europe following a decent slug of economic data during the month. Emerging market bonds performed surprisingly well even though the major question for the EM countries has not yet been addressed by the US president, namely the introduction of strong protectionist trade policies. The positive performance can be attributable to a couple of factors. Firstly, the USD managed to weaken throughout January as the US cabinet expressed their view a couple of times how the US currency is overvalued and a weaker currency is more preferable. Moreover EM hard currency bonds experienced significant inflows totaling USD 1.7bn and positioning also was light after last year's UW positioning for EM funds with decent cash balances, this allowed some risk to be added. We have taken profit on our Serbian position as spreads tightened significantly and reopened the position at the end of the month as after the tightening the papers became underperformers.

ASSET ALLOCATION OF THE FUND ON 01/31/2017

Asset type	Weight
Government bonds	37.56 %
Corporate bonds	33.37 %
T-bills	6.83 %
Mortgage debentures	5.35 %
Collective securities	0.10 %
Current account	19.78 %
Liabilities	-5.60 %
Receivables	2.76 %
Market value of open derivative positions	-0.15 %
total	100.00 %
Derivative products	74.61 %
Net corrected leverage	100.14 %

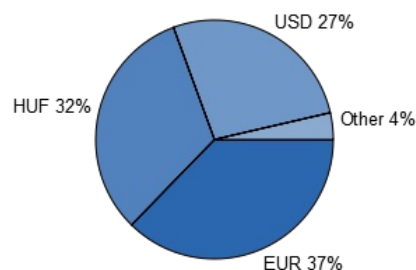
TOP 3 POSITIONS

MFB 2020/10 6,25% USD (Magyar Fejlesztési Bank Zrt.)
 MOL 2017/04/20 5.875% (MOL Nyrt.)
 MFB 2021/12/08 2,375% EUR (Magyar Fejlesztési Bank Zrt.)

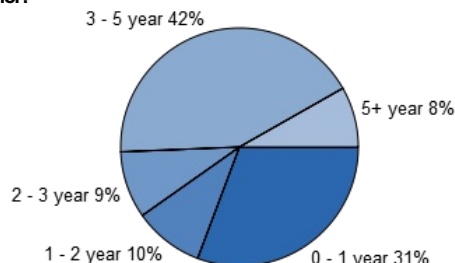
Assets with over 10%weight

There is no such instrument in the portfolio

Currency exposure:



Bonds by tenor:



RISK INDICATORS FOR THE LAST 12 MONTHS:

Annualized standard deviation of the fund's weekly yields: 0.83 %
 Annualized standard deviation of the benchmark's weekly yields: 0.28 %

INVESTMENT HORIZON:

Suggested minimum investment period:



Risk and Reward Profile:

