

Aegon Russia Equity Fund PLN series

GENERAL INFORMATION

Fund Manager:	AEGON Hungary Fund Manager Ltd.
Custodian:	Unicredit Bank Hungary Zrt.
Main distributor:	AEGON Hungary Fund Manager Ltd.
Benchmark composition:	95% RXUSD Index + 5% US Libor Total Return 1M Index
ISIN code:	HU0000710157
Start:	06/15/2012
Currency:	PLN
Total Net Asset Value of the whole Fund:	8,976,586,757 HUF
Net Asset Value of PLN series:	31,103,655 PLN
Net Asset Value per unit:	1.200425 PLN

INVESTMENT POLICY OF THE FUND:

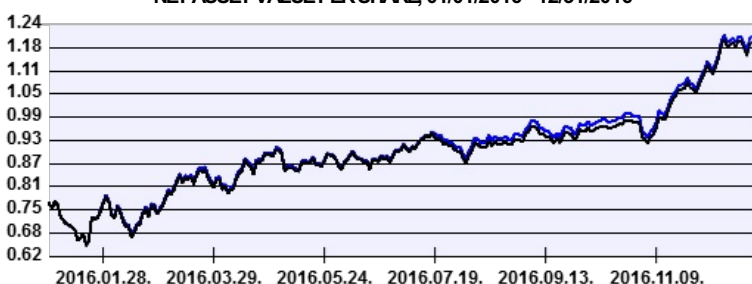
The fund aims to share in the yields of the Russian equity market, and to profit from Russia's economic growth through share price gains and dividend income. Given the risk profiles of the equity investments, the fund is classified as a high-risk investment. The fund's portfolio primarily consists of the publicly issued shares of foreign companies. The main investment targets are the stock exchange-traded shares of companies that maintain an active presence in Russia or the former CIS states, or which generate the bulk of their revenues in these countries. When building the fund's portfolio, beyond the minimum statutory requirements, the principles of safety and maximum diversification (the spreading of risk) are observed. The fund management company, exercising all due care, determines the means of utilising the fund's resources on the basis of its own judgement and decisions, while observing the relevant legal provisions and the limitations stipulated in the Fund Documentation and by taking into account the macroeconomic environment of the investment markets, relying primarily on fundamental analysis. When compiling the portfolio, it is shares that determine the nature of the fund, and thus the proportion of shares that may be held in the fund at any given moment may reach the prevailing statutory maximum. The weights, within the portfolio, of shares traded in the Russian market are determined with a view to ensuring that the fund - in line with our expectations with regard to future risks and yields - achieves its objective, which is to outperform the benchmark advertised by the fund, over the longer term. The fund records its assets in forint; the fund management company may at its own discretion, choose to hedge all or a part of its currency risks with forward currency positions, in compliance with the applicable statutory requirements. Under the current legislation the proportion of shares in the portfolio may be up to 100%.

DISTRIBUTORS

Aegon Towarzystwo Ubezpieczen na Zycie Spolka

NET PERFORMANCE OF THE SERIES

NET ASSET VALUE PER SHARE, 01/01/2016 - 12/31/2016



— Aegon Russia Equity Fund PLN series — Benchmark

Past performance is no guarantee of future results. This report should not be considered as an offer or investment advisory. The Fund Prospectus contains the detailed conditions of the investment. The distribution costs of the fund purchase can be found at the distributors.


RISK INDICATORS FOR THE LAST 12 MONTHS:

Annualized standard deviation of the fund's weekly yields: 25.88 %

Annualized standard deviation of the benchmark's weekly yields: 26.06 %

INVESTMENT HORIZON:

Suggested minimum investment period:



Risk and Reward Profile:



MARKET SUMMARY:

Positive mood continued in the markets in December since main equity indices soared without exception during the last month of the year. Apart from the supportive technical picture and improving global growth, record inflow into equities in the US, weakening euro and lower weight in equity positions before the Italian referendum in Europe and declining yen and favorable macro data in Japan helped the markets. There were several interesting actions from central banks in December as both ECB and FED made important decisions in their monetary policy. The European Central Bank extended its QE bond purchases program until next December. However, it reduced its monthly purchases from 80 billion to 60 billion. Investors closed their euro long positions because the announcement differed from the previously expected market consensus. Weaker euro had a positive effect on the European markets. The FED raised its key interest rate by 25 bps to 0,75% which were in line with expectations but Yellen indicated a more hawkish view on the anticipated pace of monetary tightening. As a result, increasing dollar power was a determinant market factor during the month. The strength of dollar fueled fears in emerging markets where market participants worry about a prospective currency crisis. Also, rising US yield put high pressure on emerging countries that have huge amounts of dollar-denominated debt. While Italian Prime Minister Renzi resigned after losing the referendum. Oil prices jumped to their year-to-date highs in December thanks to the positive market environment. Additional production cut and closing of short positions supported the strengthening of the commodity. Industrial and precious metals did not perform well during the month as strong dollar had a detrimental effect on their prices.

The Russian market continued its incredible soaring in December. OPEC agreements on production cut and the faith on the easing of Russian sanctions because of Donald Trump helped the growth. For these reasons, oil and banking sector contributed the most to the emergence of stocks, while the steel industry underperformed due to plunging prices. Besides, the sale of Rosneft's stakes was another determinant market event in Russia. The price of Rosneft, which shares are mostly owned by the Russian government was skyrocketed after the announcement of the transaction owing to the fact that investors believe that decreasing share of the state will have beneficial effects on efficiency and will reduce risks.

ASSET ALLOCATION OF THE FUND ON 12/31/2016

Asset type	Weight
International equities	97.22 %
Current account	3.45 %
Liabilities	-1.29 %
Receivables	0.63 %
total	100.00 %
Derivative products	0.00 %
Net corrected leverage	100.00 %

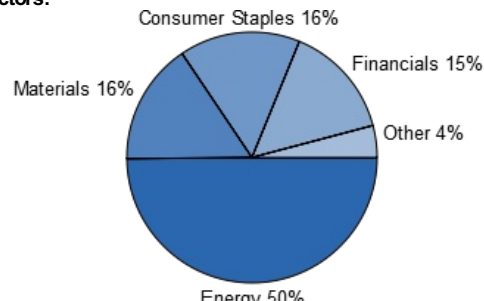
TOP 5 POSITIONS

SBERBANK-Sponsored GDR
LUKOIL GDR NEW
MAGNIT OJSC.SPON
ROSNEFT OIL COMPANY GDR
NOVATEK OAO GDR

Assets with over 10% weight

SBERBANK-Sponsored GDR

Stocks by sectors:



NET YIELD PERFORMANCE OF THE SERIES:

Interval	Yield of note	Benchmark yield
From start	4.10 %	4.02 %
2016	57.60 %	55.88 %
2015	12.25 %	10.49 %
2014	-34.44 %	-33.34 %
2013	-2.08 %	-1.33 %