

# Aegon BondMaxx Total Return Bond Investment Fund PLN series

## GENERAL INFORMATION

Fund Manager:	AEGON Hungary Fund Manager Ltd.
Custodian:	Citibank Europe plc Magyarországi Fióktelepe
Main distributor:	AEGON Hungary Fund Manager Ltd.
Benchmark composition:	100% RMAX Index + 1%
ISIN code:	HU0000712401
Start:	08/12/2013
Currency:	PLN
Total Net Asset Value of the whole Fund:	30,242,302,146 HUF
Net Asset Value of PLN series:	45,033,476 PLN
Net Asset Value per unit:	1.158557 PLN

## INVESTMENT POLICY OF THE FUND:

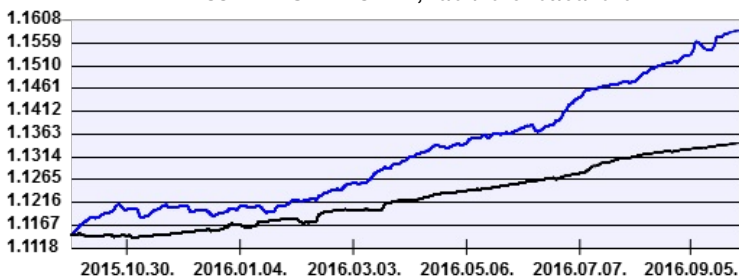
The fund's investment objective is to provide investors with a higher return than that attainable in the domestic money market, primarily by investing in the bond market of the Central and Eastern European region. The fund's bond investments are mainly concentrated in the corporate and mortgage bond markets, but government securities issued in foreign currency are also potential investment targets. Forint-denominated Hungarian government securities are only held for liquidity management purposes. The fund may also buy into other investment funds that invest in the above markets. The achievement of a higher return than would be attainable in the Hungarian government securities market is made possible by the better diversification, the additional yield from the premiums of the bonds, and, in a favourable market environment, by the price gains resulting from the narrowing of the premiums. The fund's general risk level and the asset allocation between the three main areas of investment is determined on the basis of a regular market analysis and situational analysis relating to four main aspects (fundamentals, valuation levels, market sentiment, technical factors). The in-depth analysis is also an important factor in the selection of the individual securities by region, sector and interest risk. In the course of selecting the individual securities, a thorough financial analysis is also essential to determine the creditworthiness of the issuer. Risk management and the regular monitoring of the issuers are of key importance to the fund. When compiling the fund's portfolio we aim to achieve a moderate risk profile, primarily purchasing investment-grade securities. The fund only buys lower-rated instruments in limited proportions. The fund may only conclude derivative transactions for the purpose of hedging or ensuring an efficient portfolio structure. The fund may also hold unleveraged collective investments linked to derivative indexes. The fund also has the option of taking on a substantial currency exposure, which will ordinarily be fully hedged, although depending on market circumstances the fund may even have an open currency position. The fund management company, exercising all due care, based on its own judgement and decisions, and while observing the relevant legal provisions and the limitations stipulated in the Fund Documentation, determines the means of utilising the fund's resources, and the weights of the various investments within the portfolio, with a view to ensuring that the fund - in line with our expectations with regard to future risks and returns - achieves its objective in the long term.

## DISTRIBUTORS

Aegon Towarzystwo Ubezpieczeń na Życie Spółka

## NET PERFORMANCE OF THE FUND

### NET ASSET VALUE PER SHARE, 10/01/2015 - 09/30/2016



— Aegon BondMaxx Total Return Bond Investment Fund PLN series — Benchmark

Past performance is no guarantee of future results. This report should not be considered as an offer or investment advisory. The Fund Prospectus contains the detailed conditions of the investment. The distribution costs of the fund purchase can be found at the distributors.

## INVESTMENT HORIZON:

Suggested minimum investment period:



Risk and Reward Profile:



## MARKET SUMMARY:

September broke the peace in style with Central Banks meetings. The BoJ implicitly admitted the limited benefits of driving rates and yields further into negative and expressed the desire to steepen the yield curve to offset the effects of low yield to the banking sector and introduced to target the 10-year yield at 0%. Meanwhile Fed stayed on the sidelines for now but lifted the prospects for a hike in December. At the end of the month OPEC reached a consensus that members need to cut crude output to reduce the world's supply glut. In the month, Moody's downgraded Turkey's sovereign rating to Ba1 from Baa3 citing the drivers of weakening credit fundamentals and the increase in the country's external financing needs. It was a major surprise when S&P upgraded Hungary's sovereign debt rating into IG category, causing rally in Hungarian asset prices. Even though we have seen high volatility, EM sovereign credit spreads closed the last month of the quarter flat. In September, we closed our position in the long dated Slovenian paper, started taking profit in MFB 20s as the paper tightened quite significantly and the premium that the paper offered above the Hungarian USD sovereign paper became unattractive. We also took profit in long dated Hungarian USD government bonds, Croatian debt papers and bought some Romanian exposure as well owing to the good valuation and relatively good credit fundamentals.

## ASSET ALLOCATION OF THE FUND ON 09/30/2016

Asset type	Weight
Government bonds	32.74 %
Corporate bonds	32.69 %
T-bills	10.84 %
Mortgage debentures	4.07 %
Current account	17.23 %
Repos	2.15 %
Liabilities	-2.00 %
Receivables	1.90 %
Market value of open derivative positions total	0.31 %
Derivative products	100.00 %
Net corrected leverage	71.54 %
	100.00 %

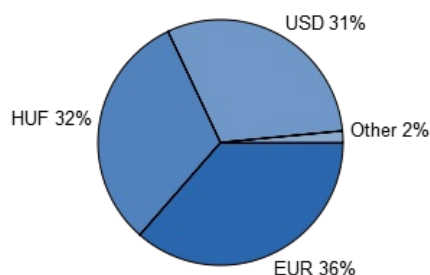
## TOP 3 POSITIONS

MFB 2020/10 6,25% USD (Magyar Fejlesztési Bank Zrt.)  
MOL 2017/04/20 5.875% (MOL Nyrt.)  
MFB 2021/12/08 2,375% EUR (Magyar Fejlesztési Bank Zrt.)

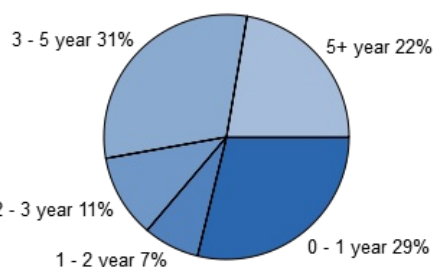
## Assets with over 10% weight

There is no such instrument in the portfolio

## Currency exposure:



## Bonds by tenor:



## NET YIELD PERFORMANCE OF THE FUND:

Interval	Yield of note	Benchmark yield
From start	4.81 %	3.45 %
2015	3.07 %	2.52 %
2014	5.13 %	4.34 %

## RISK INDICATORS FOR THE LAST 12 MONTHS:

Annualized standard deviation of the fund's weekly yields: 0.63 %  
Annualized standard deviation of the benchmark's weekly yields: 0.30 %