

Aegon Russia Equity Fund HUF series

GENERAL INFORMATION

Fund Manager:	AEGON Hungary Fund Manager Ltd.
Custodian:	Unicredit Bank Hungary Zrt.
Main distributor:	AEGON Hungary Fund Manager Ltd.
Benchmark composition:	95% RXUSD Index + 5% US Libor Total Return 1M Index
ISIN code:	HU0000707401
Start:	12/04/2008
Currency:	HUF
Total Net Asset Value of the whole Fund:	4,382,512,076 HUF
Net Asset Value of HUF series:	1,901,302,290 HUF
Net Asset Value per unit:	1.855687 HUF

INVESTMENT POLICY OF THE FUND:

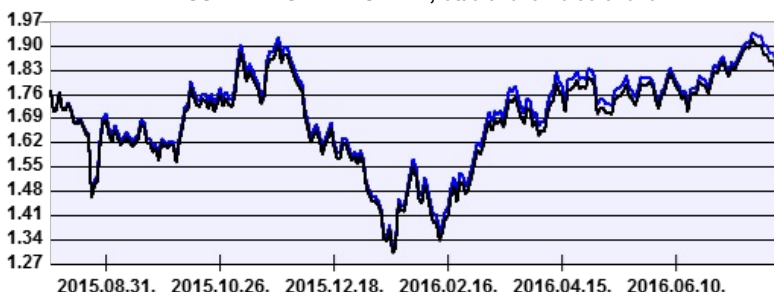
The fund aims to share in the yields of the Russian equity market, and to profit from Russia's economic growth through share price gains and dividend income. Given the risk profiles of the equity investments, the fund is classified as a high-risk investment. The fund's portfolio primarily consists of the publicly issued shares of foreign companies. The main investment targets are the stock exchange-traded shares of companies that maintain an active presence in Russia or the former CIS states, or which generate the bulk of their revenues in these countries. When building the fund's portfolio, beyond the minimum statutory requirements, the principles of safety and maximum diversification (the spreading of risk) are observed. The fund management company, exercising all due care, determines the means of utilising the fund's resources on the basis of its own judgement and decisions, while observing the relevant legal provisions and the limitations stipulated in the Fund Documentation and by taking into account the macroeconomic environment of the investment markets, relying primarily on fundamental analysis. When compiling the portfolio, it is shares that determine the nature of the fund, and thus the proportion of shares that may be held in the fund at any given moment may reach the prevailing statutory maximum. The weights, within the portfolio, of shares traded in the Russian market are determined with a view to ensuring that the fund - in line with our expectations with regard to future risks and yields - achieves its objective, which is to outperform the benchmark advertised by the fund, over the longer term. The fund records its assets in forint; the fund management company may, at its own discretion, choose to hedge all or a part of its currency risks with forward currency positions, in compliance with the applicable statutory requirements. Under the current legislation the proportion of shares in the portfolio may be up to 100%.

DISTRIBUTORS

Aegon Magyarország Befektetési Alapkezelő Zrt., CIB Bank Zrt., Citibank Europe plc Magyarországi Fióktelepe, Codex Tőzsdeügynökség és Értéktár Zrt., Commerzbank Zrt., CONCORDE Értékpapír Zrt., Equilor Befektetési Zrt., Erste Befektetési Zrt., KBC Securities Magyarországi Fióktelepe, OTP Bank Nyrt., Quantis Alpha Befektetési Zrt., Raiffeisen Bank Zrt., SPB Befektetési Zrt., Takarékbank Zrt., Unicredit Bank Hungary Zrt.

NET PERFORMANCE OF THE FUND

NET ASSET VALUE PER SHARE, 08/01/2015 - 07/31/2016



— Aegon Russia Equity Fund HUF series — Benchmark

Past performance is no guarantee of future results. This report should not be considered as an offer or investment advisory. The Fund Prospectus contains the detailed conditions of the investment. The distribution costs of the fund purchase can be found at the distributors.

RISK INDICATORS FOR THE LAST 12 MONTHS:

Annualized standard deviation of the fund's weekly yields:	36.85 %
Annualized standard deviation of the benchmark's weekly yields:	36.73 %

MARKET SUMMARY:

Thanks to the expected monetary, fiscal stimulus and the positive change from previously pessimistic equity positions, equity markets soared in July after post-Brexit sell-off. Investors hope for further easing from Bank of England and the ECB, even though right now central banks rather wait for post-Brexit data. According to analyst consensus the probability of FED rate hike in September and December declined in the period. While in Japan significant monetary and fiscal stimulus is expected from the cooperation of government and central bank to boost struggling economy. Equities rally is also supported by US corporate earnings season reports as results of both revenues and net income outperformed pessimistic analysts expectations. The gain was led by the tech companies and except for the oil sector, all industries experienced positive results. For this reason the US equity market broke its all-time high levels several times. In July oil prices were declined because of the rising supply expectations and expected export growth in China and Libya.

Russian market started the month strongly thanks to the rising steel and commodity sectors, even though its momentum did not last until the end of the month. For this reason and because of the correction in the oil sector the fund dropped its solid start a bit by the end of July.

ASSET ALLOCATION OF THE FUND ON 07/31/2016

Asset type	Weight
International equities	95.30 %
Current account	3.90 %
Receivables	0.74 %
Liabilities	-0.32 %
total	100.00 %
Derivative products	0.00 %
Net corrected leverage	100.00 %

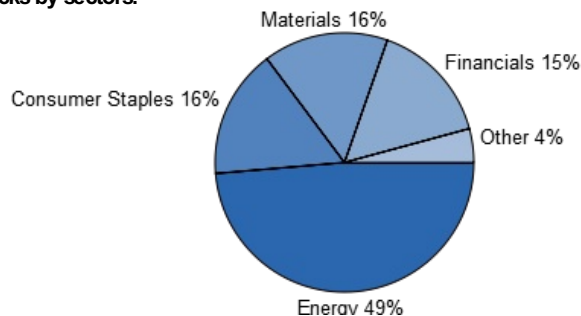
TOP 5 POSITIONS

SBERBANK-Sponsored GDR
MAGNIT OJSC.SPON
LUKOIL GDR NEW
NORILSK NICKEL PJSC MMC
ROSNEFT

Assets with over 10% weight

SBERBANK-Sponsored GDR

Stocks by sectors:




NET YIELD PERFORMANCE OF THE FUND:

Interval	Yield of note	Benchmark yield
From start	8.41 %	10.74 %
2015	11.61 %	9.86 %
2014	-32.35 %	-31.22 %
2013	-1.93 %	-1.19 %
2012	4.76 %	7.91 %
2011	-11.05 %	-12.34 %
2010	35.75 %	35.82 %
2009	78.23 %	103.33 %

INVESTMENT HORIZON:

Suggested minimum investment period:



Risk and Reward Profile:

