

Aegon Central European Credit Fund HUF series

GENERAL INFORMATION

Fund Manager:	AEGON Hungary Fund Manager Ltd.
Custodian:	Citibank Europe plc Magyarországi Fióktelepe
Main distributor:	AEGON Hungary Fund Manager Ltd.
Benchmark composition:	100% RMAX Index + 1%
ISIN code:	HU0000709597
Start:	01/12/2011
Currency:	HUF
Total Net Asset Value of the whole Fund:	24,631,157,053 HUF
Net Asset Value of HUF series:	7,072,432,297 HUF
Net Asset Value per unit:	1.480601 HUF

INVESTMENT POLICY OF THE FUND:

The fund's investment objective is to provide investors with a higher return than that attainable in the domestic money market, primarily by investing in the bond market of the Central and Eastern European region. The fund's bond investments are mainly concentrated in the corporate and mortgage bond markets, but government securities issued in foreign currency are also potential investment targets. Forint-denominated Hungarian government securities are only held for liquidity management purposes. The fund may also buy into other investment funds that invest in the above markets. The achievement of a higher return than would be attainable in the Hungarian government securities market is made possible by the better diversification, the additional yield from the premiums of the bonds, and, in a favourable market environment, by the price gains resulting from the narrowing of the premiums. The fund's general risk level and the asset allocation between the three main areas of investment is determined on the basis of a regular market analysis and situational analysis relating to four main aspects (fundamentals, valuation levels, market sentiment, technical factors). The in-depth analysis is also an important factor in the selection of the individual securities by region, sector and interest risk. In the course of selecting the individual securities, a thorough financial analysis is also essential to determine the creditworthiness of the issuer. Risk management and the regular monitoring of the issuers are of key importance to the fund. When compiling the fund's portfolio we aim to achieve a moderate risk profile, primarily purchasing investment-grade securities. The fund only buys lower-rated instruments in limited proportions. The fund may only conclude derivative transactions for the purpose of hedging or ensuring an efficient portfolio structure. The fund may also hold unleveraged collective investments linked to derivative indexes. The fund also has the option of taking on a substantial currency exposure, which will ordinarily be fully hedged, although depending on market circumstances the fund may even have an open currency position. The fund management company, exercising all due care, based on its own judgement and decisions, and while observing the relevant legal provisions and the limitations stipulated in the Fund Documentation, determines the means of utilising the fund's resources, and the weights of the various investments within the portfolio, with a view to ensuring that the fund - in line with our expectations with regard to future risks and returns - achieves its objective in the long term.

DISTRIBUTORS

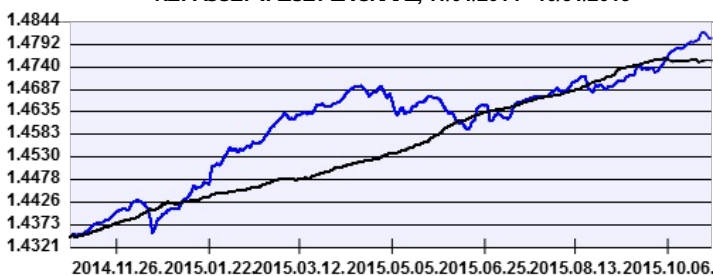
Aegon Magyarország Befektetési Alapkezelő Zrt., CIB Bank Zrt., Citibank Europe plc Magyarországi Fióktelepe, CONCORDE Értékpapír Zrt., Erste Befektetési Zrt., KBC Securities Magyarországi Fióktelepe, OTP Bank Nyrt., Quantis Alpha Befektetési Zrt., Raiffeisen Bank Zrt., Sopron Bank Zrt., SPB Befektetési Zrt., Takarékbank Zrt., Unicredit Bank Hungary Zrt.

NET YIELD PERFORMANCE OF THE FUND:

Interval	Yield of note	Benchmark yield
From start	8.52 %	6.01 %
2014	5.32 %	4.34 %
2013	8.16 %	6.78 %
2012	21.17 %	9.60 %

NET PERFORMANCE OF THE FUND

NET ASSET VALUE PER SHARE, 11/01/2014 - 10/31/2015



— Aegon Central European Credit Fund HUF series — Benchmark

Past performance is no guarantee of future results. This report should not be considered as an offer or investment advisory. The Fund Prospectus contains the detailed conditions of the investment. The distribution costs of the fund purchase can be found at the distributors.

MARKET SUMMARY:

EM bonds also did well in October with the broad market EM bond index showing its best monthly performance this year. Fears around China have abated somewhat as freshly published macro data have shown some improvement comparing to analyst expectations. It is not surprising that this coincided with a somewhat better tone in commodities. The market started to think of the Fed rate hike as an event to happen in 2016. Altogether mood was supportive for EM hard currency bonds for the main part of the month until the statement from the October Fed meeting was published, in which Janet Yellen, chair highlighted that based on their assessment the US economy is in a state which might allow a Fed rate hike in december. This deteriorated the mood somewhat, but impacted the month-to-date returns only marginally. EM hard currency sovereign bond spreads have tightened significantly from the level of 476 basispoints at the start of the month to 420 basispoints until the end of October. We participated in the buyback tender of the Hrelec paper, where the issuer offer a quite generous premium on the bonds. We also participated in the auction of the bonds of the biggest Polish insurance company, PZUPW and opened a marginal exposure in the state-owned Bulgarian utility company, Bulgarian Energy.

ASSET ALLOCATION OF THE FUND ON 10/31/2015

Asset type	Weight
Corporate bonds	50.23 %
Government bonds	36.12 %
Mortgage debentures	7.25 %
T-bills	1.10 %
Current account	5.01 %
Repos	0.93 %
Receivables	0.23 %
Liabilities	-0.10 %
Market value of open derivative positions	-0.65 %
total	100.00 %
Derivative products	75.63 %
Net corrected leverage	100.00 %

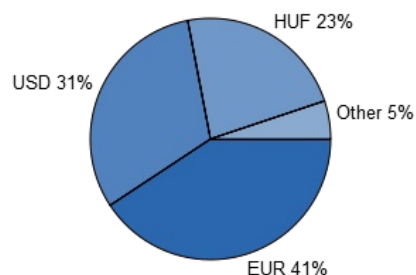
TOP 3 POSITIONS

MOL 2017/04/20 5.875% (MOL Nyrt.)
MFB 2020/10 6,25% USD (Magyar Fejlesztési Bank Zrt.)
20200 (Államadósság Kezelő Központ Zrt.)

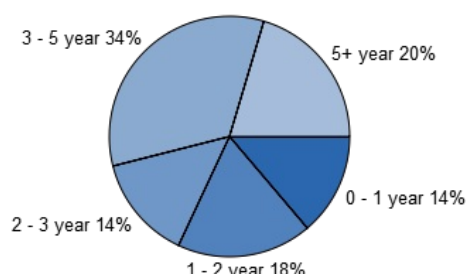
Assets with over 10%weight

There is no such instrument in the portfolio

Currency exposure:



Bonds by tenor:



RISK INDICATORS FOR THE LAST 12 MONTHS:

Annualized standard deviation of the fund's weekly yields: 0.98 %

Annualized standard deviation of the benchmark's weekly yields: 0.27 %

INVESTMENT HORIZON:

Suggested minimum investment period:



Risk and Reward Profile:

