

Aegon Central European Credit Fund PLN series

GENERAL INFORMATION

Fund Manager:	AEGON Hungary Fund Manager Ltd.
Custodian:	Citibank Europe plc Magyarországi Fióktelepe
Main distributor:	AEGON Hungary Fund Manager Ltd.
Benchmark composition:	100% RMAX Index + 1%
ISIN code:	HU0000712401
Start:	08/12/2013
Currency:	PLN
Total Net Asset Value of the whole Fund:	24,730,295,262 HUF
Net Asset Value of PLN series:	32,448,269 PLN
Net Asset Value per unit:	1.114560 PLN

INVESTMENT POLICY OF THE FUND:

The fund's investment objective is to provide investors with a higher return than that attainable in the domestic money market, primarily by investing in the bond market of the Central and Eastern European region. The fund's bond investments are mainly concentrated in the corporate and mortgage bond markets, but government securities issued in foreign currency are also potential investment targets. Forint-denominated Hungarian government securities are only held for liquidity management purposes. The fund may also buy into other investment funds that invest in the above markets. The achievement of a higher return than would be attainable in the Hungarian government securities market is made possible by the better diversification, the additional yield from the premiums of the bonds, and, in a favourable market environment, by the price gains resulting from the narrowing of the premiums. The fund's general risk level and the asset allocation between the three main areas of investment is determined on the basis of a regular market analysis and situational analysis relating to four main aspects (fundamentals, valuation levels, market sentiment, technical factors). The in-depth analysis is also an important factor in the selection of the individual securities by region, sector and interest risk. In the course of selecting the individual securities, a thorough financial analysis is also essential to determine the creditworthiness of the issuer. Risk management and the regular monitoring of the issuers are of key importance to the fund. When compiling the fund's portfolio we aim to achieve a moderate risk profile, primarily purchasing investment-grade securities. The fund only buys lower-rated instruments in limited proportions. The fund may only conclude derivative transactions for the purpose of hedging or ensuring an efficient portfolio structure. The fund may also hold unleveraged collective investments linked to derivative indexes. The fund also has the option of taking on a substantial currency exposure, which will ordinarily be fully hedged, although depending on market circumstances the fund may even have an open currency position. The fund management company, exercising all due care, based on its own judgement and decisions, and while observing the relevant legal provisions and the limitations stipulated in the Fund Documentation, determines the means of utilising the fund's resources, and the weights of the various investments within the portfolio, with a view to ensuring that the fund - in line with our expectations with regard to future risks and returns - achieves its objective in the long term.

DISTRIBUTORS

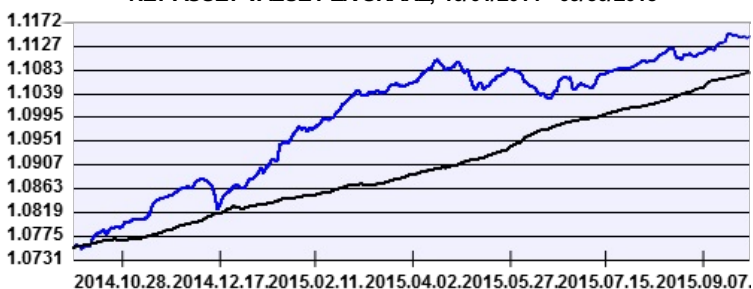
Aegon Towarzystwo Ubezpieczen na Zycie Spolka

NET YIELD PERFORMANCE OF THE FUND:

Interval	Yield of note	Benchmark yield
From start	5.21 %	4.25 %
2014	5.13 %	4.34 %

NET PERFORMANCE OF THE FUND

NET ASSET VALUE PER SHARE, 10/01/2014 - 09/30/2015



— Aegon Central European Credit Fund PLN series — Benchmark

Past performance is no guarantee of future results. This report should not be considered as an offer or investment advisory. The Fund Prospectus contains the detailed conditions of the investment. The distribution costs of the fund purchase can be found at the distributors.

MARKET SUMMARY:

The Fed rate hike and the growth outlook of the Chinese economy remained in the focus of investors for September. The FOMC postponed the hike in line with the market consensus. However, it was the first occasion when the FOMC emphasized the slowdown of the Chinese and the emerging economies in its communication, while remaining definitely dovish. Market reaction was mixed: American indices showed only a slight decline between 0-0.5%, while 10-year Treasury yields dropped by 10 basis points.

We saw large outflows from local and hard currency EM debt funds which weighed negatively on the technical picture but this is slightly offset by large cash balances in the funds and a lot of amortizations. EM sentiment turned contrarian positive by the end of the quarter as some markets showed oversold signals but despite better valuations we remain cautious with our regional allocation.

ASSET ALLOCATION OF THE FUND ON 09/30/2015

Asset type	Weight
Corporate bonds	48.83 %
Government bonds	35.29 %
Mortgage debentures	7.27 %
T-bills	5.40 %
Current account	3.81 %
Liabilities	-0.08 %
Receivables	0.04 %
Market value of open derivative positions	-0.33 %
total	100.00 %
Derivative products	73.00 %
Net corrected leverage	99.95 %

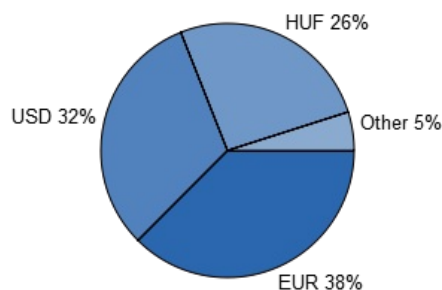
TOP 3 POSITIONS

MOL 2017/04/20 5.875% (MOL Nyrt.)
MFB 2020/10 6,25% USD (Magyar Fejlesztési Bank Zrt.)
20200 (Államadósság Kezelő Központ Zrt.)

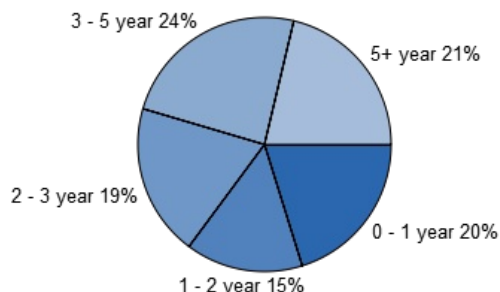
Assets with over 10% weight

There is no such instrument in the portfolio

Currency exposure:



Bonds by tenor:



RISK INDICATORS FOR THE LAST 12 MONTHS:

Annualized standard deviation of the fund's weekly yields: 0.99 %
Annualized standard deviation of the benchmark's weekly yields: 0.24 %

INVESTMENT HORIZON:

Suggested minimum investment period:



Risk and Reward Profile:

