

AEGON International Equity Fund

EUR series

GENERAL INFORMATION

Fund Manager:	AEGON Hungary Fund Manager Ltd.
Custodian:	Citibank Europe plc Magyarországi Fióktelepe
Main distributor:	AEGON Hungary Fund Manager Ltd.
Benchmark composition:	47.5% S&P 500 INDEX + 47.5% STOXX 50 Index + 5% RMAX Index
ISIN code:	HU0000705918
Start:	10/29/2007
Currency:	EUR
Total Net Asset Value of the whole Fund:	8,914,639,858 HUF
Net Asset Value of EUR series:	59,430 EUR
Net Asset Value per unit:	0.880458 EUR

INVESTMENT POLICY OF THE FUND:

The fund aims to profit from the return on global equity market investments, through share price gains and dividend income. The bulk of its portfolio is made up of the publicly listed shares of foreign companies. When building the fund's portfolio, beyond the minimum statutory requirements, the principles of safety and maximum diversification (the spreading of risk) are observed. Accordingly, the fund primarily buys publicly issued foreign securities that are listed on foreign stock exchanges, and secondarily, it may also invest in shares issued by Hungarian companies. The fund management company, exercising all due care, based on its own judgement and decisions, and while observing the relevant legal provisions and the limitations stipulated in the Fund Documentation, determines the means of utilising the fund's resources, and the weights of the various investments within the portfolio, with a view to ensuring that the fund - in line with our expectations with regard to future risks and returns - achieves its objective in the long term. However, the fund is managed on the premise that when compiling the portfolio, it is shares that determine the nature of the fund. Accordingly, the proportion of shares that may be kept in the fund at any given moment may reach the prevailing statutory maximum. The fund management company is permitted, at its own discretion, to hedge all or a part of its currency risks with forward currency positions, in compliance with the statutory requirements. When compiling the share portfolio, taking into consideration the macroeconomic environment of the investment markets, the aim is to build up a long-term investment portfolio primarily on the basis of fundamental analyses. In accordance with the current legislation, the proportion of shares in the portfolio may be up to 100%.

DISTRIBUTORS

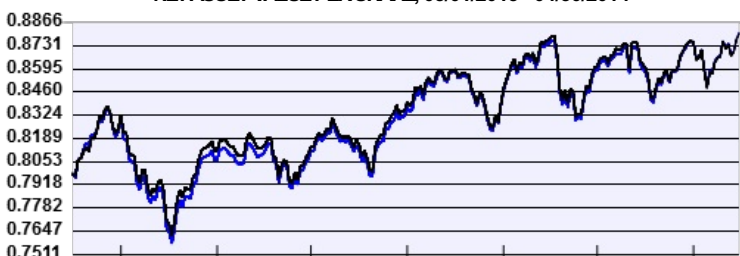
AEGON Magyarország Befektetési Alapkezelő Zrt., AEGON Životná poisťovňa, a.s., Codex Tőzsdeügynökség és Értéktár Zrt., CONCORDE Értékpapír Zrt., Raiffeisen Bank Zrt.

NET YIELD PERFORMANCE OF THE FUND:

Interval	Yield of note	Benchmark yield
From start	-2.45 %	2.31 %
2013	16.05 %	18.93 %
2012	10.20 %	10.65 %
2011	-14.06 %	-6.09 %
2010	18.71 %	17.44 %
2009	19.82 %	25.10 %
2008	-43.43 %	-33.72 %

NET PERFORMANCE OF THE FUND

NET ASSET VALUE PER SHARE, 05/01/2013 - 04/30/2014



— AEGON International Equity Fund EUR series — Benchmark

Past performance is no guarantee of future results. This report should not be considered as an offer or investment advisory. The Fund Prospectus contains the detailed conditions of the investment. The distribution costs of the fund purchase can be found at the distributors.

RISK INDICATORS FOR THE LAST 12 MONTHS:

Annualized standard deviation of the fund's weekly yields:	11.11 %
Annualized standard deviation of the benchmark's weekly yields:	11.11 %

MARKET SUMMARY:

Most of the major equity indices closed the month almost flat, however, markets remained volatile throughout April. The Ukrainian crisis was one again in focus, as open military conflict has spread to Eastern and Southern part of Ukraine. European equities kept underperforming US markets as investors remained concerned about sanctions as well as diminishing economic outlook. The US earnings season delivered mixed results as the S&P500 companies managed to beat the consensus on the bottom line level, but failed to surpass expectations in terms of sales. China macro data showed further signs of deceleration in April, however, the pace of slowdown somewhat decreased. The FED went on with downsizing its QE programme in line with expectations, thus market reaction was muted. Regardless of the escalation of the Ukraine crisis, precious metals were range bound in April, while the US dollar remained under pressure closing to 2.5 year lows vs the Euro.

ASSET ALLOCATION OF THE FUND ON 04/30/2014

Asset type	Weight
Collective securities	76.57 %
International equities	18.91 %
Hungarian equities	0.90 %
Current account	3.24 %
Repos	0.24 %
Receivables	0.16 %
Liabilities	-0.03 %
Market value of open derivative positions	0.01 %
total	100.00 %
Derivative products	2.07 %
Net corrected leverage	100.00 %

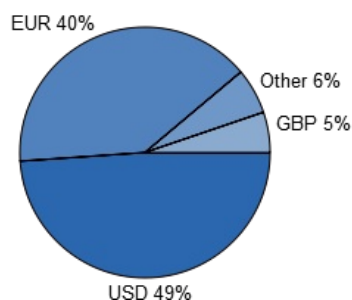
TOP 5 POSITIONS

iShares Stox Europe 50 ETF
Vanguard S&P500 ETF
Amundi Stox Europe 50 ETF
iShares SP500 Value ETF
I Shares S&P 500 Index Fund

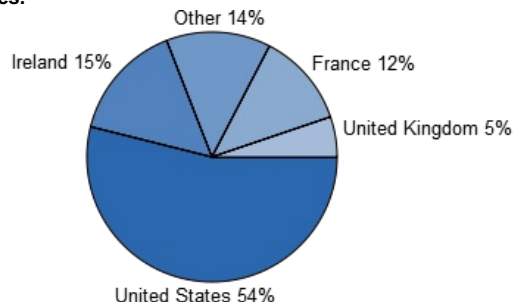
Assets with over 10% weight

iShares Stox Europe 50 ETF
Vanguard S&P500 ETF

Currency exposure:



Stocks by countries:



INVESTMENT HORIZON:

Suggested minimum investment period:



Risk and Reward Profile:

