

# AEGON Central European Credit Fund PLN series

## GENERAL INFORMATION

Fund Manager:	AEGON Hungary Fund Manager Ltd.
Custodian:	Citibank Europe plc Magyarországi Fióktelepe
Main distributor:	AEGON Hungary Fund Manager Ltd.
Benchmark composition:	100% RMAX Index + 1%
ISIN code:	HU0000712401
Start:	08/12/2013
Currency:	PLN
Total Net Asset Value of the whole Fund:	16,350,738,412 HUF
Net Asset Value of PLN series:	15,219,341 PLN
Net Asset Value per unit:	1.040522 PLN

## INVESTMENT POLICY OF THE FUND:

The fund's investment objective is to provide investors with a higher return than that attainable in the domestic money market, primarily by investing in the bond market of the Central and Eastern European region. The fund's bond investments are mainly concentrated in the corporate and mortgage bond markets, but government securities issued in foreign currency are also potential investment targets. Forint-denominated Hungarian government securities are only held for liquidity management purposes. The fund may also buy into other investment funds that invest in the above markets. The achievement of a higher return than would be attainable in the Hungarian government securities market is made possible by the better diversification, the additional yield from the premiums of the bonds, and, in a favourable market environment, by the price gains resulting from the narrowing of the premiums. The fund's general risk level and the asset allocation between the three main areas of investment is determined on the basis of a regular market analysis and situational analysis relating to four main aspects (fundamentals, valuation levels, market sentiment, technical factors). The in-depth analysis is also an important factor in the selection of the individual securities by region, sector and interest risk. In the course of selecting the individual securities, a thorough financial analysis is also essential to determine the creditworthiness of the issuer. Risk management and the regular monitoring of the issuers are of key importance to the fund. When compiling the fund's portfolio we aim to achieve a moderate risk profile, primarily purchasing investment-grade securities. The fund only buys lower-rated instruments in limited proportions. The fund may only conclude derivative transactions for the purpose of hedging or ensuring an efficient portfolio structure. The fund may also hold unleveraged collective investments linked to derivative indexes. The fund also has the option of taking on a substantial currency exposure, which will ordinarily be fully hedged, although depending on market circumstances the fund may even have an open currency position. The fund management company, exercising all due care, based on its own judgement and decisions, and while observing the relevant legal provisions and the limitations stipulated in the Fund Documentation, determines the means of utilising the fund's resources, and the weights of the various investments within the portfolio, with a view to ensuring that the fund - in line with our expectations with regard to future risks and returns - achieves its objective in the long term.

## DISTRIBUTORS

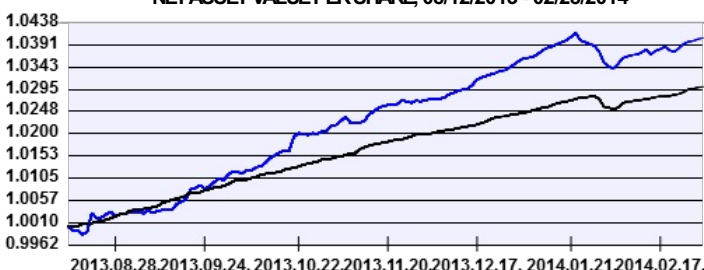
AEGON Tőrvársztvo Ubezpieczen na Zycie Spolka

## NET YIELD PERFORMANCE OF THE FUND:

Interval	Yield of note	Benchmark yield
From start	4.05 %	3.00 %
1 month	0.59 %	0.43 %
3 months	1.32 %	1.00 %
6 months	3.76 %	2.72 %

## NET PERFORMANCE OF THE FUND

NET ASSET VALUE PER SHARE, 08/12/2013 - 02/28/2014



— AEGON Central European Credit Fund PLN series — Benchmark

Past performance is no guarantee of future results. This report should not be considered as an offer or investment advisory. The Fund Prospectus contains the detailed conditions of the investment. The distribution costs of the fund purchase can be found at the distributors.

## RISK INDICATORS FOR THE LAST 12 MONTHS:

Annualized standard deviation of the fund's weekly yields: 0.98 %  
Annualized standard deviation of the benchmark's weekly yields: 0.44 %

## MARKET SUMMARY:

The second month of the year started relatively calm on the capital markets. Disappointing data came from the US, where fundamental data lagged behind of the economist consensus. The big question was that the data paints the real picture of the economy or it is just the result of a very chilly winter. Meanwhile in Italy, the country which faces huge structural imbalances, a new prime minister was introduced. Matteo Renzi, a young politician came to power after Enrico Letta. Some good news arisen from the emerging markets: Moody's upgraded Mexico's sovereign rating to A3 from Baa1 with a stable outlook. The agency said it expects the economic reforms approved in the country last year will strengthen the country's potential growth prospects. From the middle of the month investors' focus shifted to Ukraine, where anti-government protests reached a critical level. In the conflicting point of the east and west, protesters have managed to bring the Russia-friend Yanukovic down, who has been replaced by Mr. Turcinov, whose legitimacy was approved by the west. The heat rose at the Crimea between native Russians and Ukrainians and the situation escalated further when Mr. Vladimir Putin, Russia's president steered the country's troops near the Ukraine-Russia border. The US 10 year government bond's yield ended the month basically unchanged with 2,64% at month's end. Emerging markets spreads managed to tighten amid the problems in Ukraine. Emerging market sovereign spreads tightened by 43 basispoints, while emerging corporate spreads tightened by 20 basispoints.

## ASSET ALLOCATION OF THE FUND ON 02/28/2014

Asset type	Weight
Corporate bonds	55.31 %
Mortgage debentures	16.64 %
Government bonds	15.26 %
T-bills	12.83 %
Collective securities	0.42 %
Liabilities	-0.83 %
Current account	0.65 %
Receivables	0.08 %
Market value of open derivative positions total	-0.36 %
Derivative products	100.00 %
Net corrected leverage	82.22 %
	104.24 %

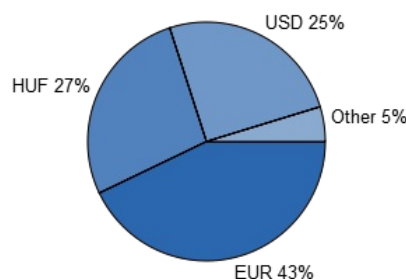
## TOP 3 POSITIONS

MFB 2016/05 5,875% (Magyar Fejlesztési Bank Zrt.)  
MOL 2017/04/20 5,875% (MOL Nyrt.)  
MOL 2019/09/26 6,25% USD (MOL Group Finance SA)

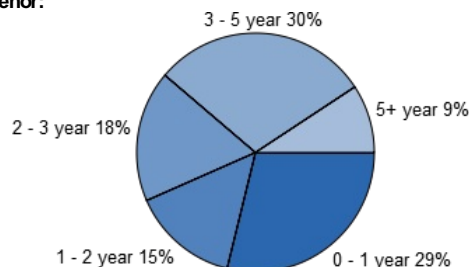
## Assets with over 10% weight

There is no such instrument in the portfolio

## Currency exposure:



## Bonds by tenor:



## INVESTMENT HORIZON:

Suggested minimum investment period:

3 months  6 months  1 year  2 years  3 years  4 years  5 years

Risk and Reward Profile:

very low  low  moderate  intermediate  significant  high  very high