

# AEGON International Bond Fund

## GENERAL INFORMATION

Fund Manager:	AEGON Hungary Fund Manager Ltd.
Custodian:	Citibank Europe plc Magyarországi Fióktelepe
Main distributor:	AEGON Hungary Fund Manager Ltd.
Benchmark composition:	80% Merrill Lynch Global Government Bond Index II ex-Japan + 20% ZMAX Index
ISIN code:	HU0000702477
Start:	04/21/1999
Currency:	HUF
Total Net Asset Value of the whole Fund:	1,763,611,592 HUF
Net Asset Value of HUF series:	1,763,611,592 HUF
Net Asset Value per unit:	1.679629 HUF

## INVESTMENT POLICY OF THE FUND:

The fund aims to create an explicitly defensive investment portfolio for its investors, and typically invests in developed-market government bonds, and related exchange-traded derivative transactions, in the interest of achieving the highest possible return with the assumption of currency risk. The fund primarily aims for a portfolio consisting of the publicly issued bonds of foreign governments and foreign-domiciled companies. When building the fund's portfolio, beyond the minimum statutory requirements, the principles of safety and maximum diversification (the spreading of risk) are observed. Accordingly, when purchasing international securities the fund only selects publicly issued securities that are listed on foreign stock exchanges. The proportion of non-investment-grade securities is maintained at a low level, and if the planned ratio is overstepped due to the downgrading of a given issuer the fund restores it under the conditions stipulated by the relevant legal provisions. The fund management company, exercising all due care, based on its own judgement and decisions, and while observing the relevant legal provisions and the limitations stipulated in the Fund Documentation, determines the means of utilising the fund's resources, and the weights of the various investments within the portfolio, with a view to ensuring that the fund - in line with our expectations with regard to future risks and returns - achieves its objective in the long term. In the course of its operation, however, the fund is managed on the premise that when compiling the portfolio, it is bonds that determine the nature of the fund. Accordingly, the proportion of bonds that may be kept in the fund at any given moment may reach the prevailing statutory maximum. When compiling the bond portfolio, taking into account the macroeconomic environment of the investment markets, the aim is to build up a long-term investment portfolio primarily on the basis of fundamental analyses. To ensure liquidity, the fund may purchase Hungarian government securities (primarily discount treasury bills) and MNB bonds; however, in accordance with the current statutory regulations the proportion of foreign bonds in the portfolio may be up to 100%. The fund management company is permitted, at its own discretion, to hedge all or a part of its currency risks with forward currency positions, in compliance with the statutory conditions.

## DISTRIBUTORS

AEGON Magyarország Befektetési Alapkezelő Zrt., CIB Közép-Európai Nemzetközi Bank Zrt., Citibank Europe plc Magyarországi Fióktelepe, Codex Tőzsdéügynökség és Értéktár Zrt., CONCORDE Értékpapír Zrt., Equilor Befektetési Zrt, Erste Befektetési Zrt., Raiffeisen Bank Zrt., SPB Befektetési Zrt., Takarékbank Zrt, Unicredit Bank Hungary Zrt.

## NET YIELD PERFORMANCE OF THE FUND:

Interval	Yield of note	Benchmark yield
From start	3.55 %	4.05 %
2013	-3.51 %	-4.21 %
2012	-2.48 %	-3.23 %
2011	19.06 %	17.60 %
2010	6.45 %	10.65 %
2009	3.56 %	-0.17 %
2008	7.24 %	15.18 %
2007	-0.05 %	-5.61 %
2006	-2.05 %	-2.35 %
2005	10.52 %	9.83 %
2004	-2.13 %	-4.91 %

## RISK INDICATORS FOR THE LAST 12 MONTHS:

Annualized standard deviation of the fund's weekly yields: 8.71 %

Annualized standard deviation of the benchmark's weekly yields: 9.04 %

## INVESTMENT HORIZON:

Suggested minimum investment period:

3 months
  6 months
  1 year
  2 years
  3 years
  4 years
  5 years

Risk and Reward Profile:

very low
  low
  moderate
  intermediate
  significant
  high
  very high

## MARKET SUMMARY:

The second month of the year started relatively calm on the capital markets. Disappointing data came from the US, where fundamental data lagged behind of the economist consensus. The big question was that the data paints the real picture of the economy or it is just the result of a very chilly winter. Meanwhile in Italy, the country which faces huge structural imbalances, a new prime minister was introduced. Matteo Renzi, a young politician came to power after Enrico Letta. Some good news arisen from the emerging markets: Moody's upgraded Mexico's sovereign rating to A3 from Baa1 with a stable outlook. The agency said it expects the economic reforms approved in the country last year will strengthen the country's potential growth prospects. From the middle of the month investors' focus shifted to Ukraine, where anti-government protests reached a critical level. In the conflicting point of the east and west, protesters have managed to bring the Russia-friendly Yanukovich down, who has been replaced by Mr. Turcinov, whose legitimacy was approved by the west. The heat rose at the Crimea between native Russians and Ukrainians and the situation escalated further when Mr. Vladimir Putin, Russia's president steered the country's troops near the Ukraine-Russia border. The US 10 year government bond's yield ended the month basically unchanged with 2.64% at month's end, while the German Bund's yield decreased by 3 basispoints. The sentiment on the periphery of the eurozone was lifted again, the yieldspread of Portugal, Italy and Spain above the German Bund's yield managed to continuously decrease throughout the month.

## ASSET ALLOCATION OF THE FUND ON 02/28/2014

Asset type	Weight
Government bonds	70.75 %
Corporate bonds	22.56 %
Current account	6.86 %
Liabilities	-2.22 %
Receivables	2.12 %
Market value of open derivative positions	-0.07 %
total	100.00 %
Derivative products	35.84 %
Net corrected leverage	104.80 %

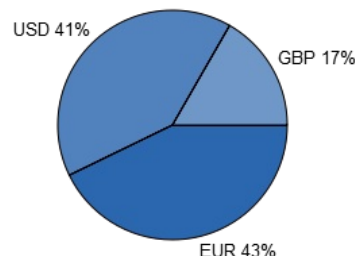
## TOP 5 POSITIONS

SLOVEN 18/03/22 4% (Szlovén Állam)  
 XTALN 2016/11 5.80% USD (Xstrata Fin Canada)  
 XTALN 2018/11 2.625% EUR (XSTRATA Finance Dubai)  
 USGB 2022/08 1.625% (Amerikai Egyesült Államok)  
 UKGB 2015/12 8,00% (Egyesült Királyság)

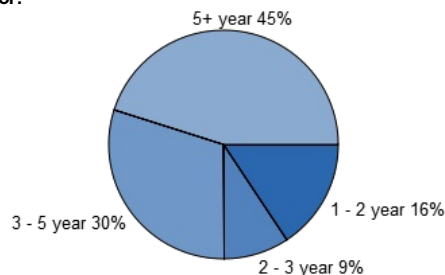
## Assets with over 10%weight

There is no such instrument in the portfolio

## Currency exposure:

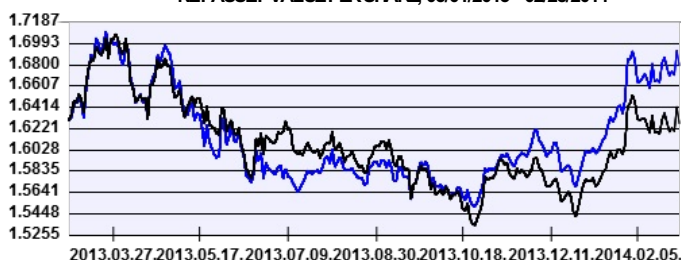


## Bonds by tenor:



## NET PERFORMANCE OF THE FUND

NET ASSET VALUE PER SHARE, 03/01/2013 - 02/28/2014



---- AEGON International Bond Fund    - - - - Benchmark

Past performance is no guarantee of future results. This report should not be considered as an offer or investment advisory. The Fund Prospectus contains the detailed conditions of the investment. The distribution costs of the fund purchase can be found at the distributors.