

AEGON Central European Credit Fund R series

GENERAL INFORMATION

Fund Manager:	AEGON Hungary Fund Manager Ltd.
Custodian:	Citibank Europe plc Magyarországi Fióktelepe
Main distributor:	AEGON Hungary Fund Manager Ltd.
Benchmark composition:	100% RMAX Index + 1%
ISIN code:	HU0000712260
Start:	07/16/2013
Currency:	HUF
Total Net Asset Value of the whole Fund:	16,235,165,237 HUF
Net Asset Value of R series:	127,897,672 HUF
Net Asset Value per unit:	1.044312 HUF

INVESTMENT POLICY OF THE FUND:

The fund's investment objective is to provide investors with a higher return than that attainable in the domestic money market, primarily by investing in the bond market of the Central and Eastern European region. The fund's bond investments are mainly concentrated in the corporate and mortgage bond markets, but government securities issued in foreign currency are also potential investment targets. Forint-denominated Hungarian government securities are only held for liquidity management purposes. The fund may also buy into other investment funds that invest in the above markets. The achievement of a higher return than would be attainable in the Hungarian government securities market is made possible by the better diversification, the additional yield from the premiums of the bonds, and, in a favourable market environment, by the price gains resulting from the narrowing of the premiums. The fund's general risk level and the asset allocation between the three main areas of investment is determined on the basis of a regular market analysis and situational analysis relating to four main aspects (fundamentals, valuation levels, market sentiment, technical factors). The in-depth analysis is also an important factor in the selection of the individual securities by region, sector and interest risk. In the course of selecting the individual securities, a thorough financial analysis is also essential to determine the creditworthiness of the issuer. Risk management and the regular monitoring of the issuers are of key importance to the fund. When compiling the fund's portfolio we aim to achieve a moderate risk profile, primarily purchasing investment-grade securities. The fund only buys lower-rated instruments in limited proportions. The fund may only conclude derivative transactions for the purpose of hedging or ensuring an efficient portfolio structure. The fund may also hold unleveraged collective investments linked to derivative indexes. The fund also has the option of taking on a substantial currency exposure, which will ordinarily be fully hedged, although depending on market circumstances the fund may even have an open currency position. The fund management company, exercising all due care, based on its own judgement and decisions, and while observing the relevant legal provisions and the limitations stipulated in the Fund Documentation, determines the means of utilising the fund's resources, and the weights of the various investments within the portfolio, with a view to ensuring that the fund - in line with our expectations with regard to future risks and returns - achieves its objective in the long term.

DISTRIBUTORS

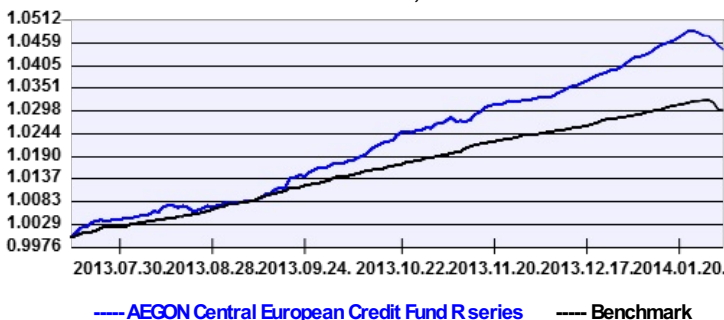
Raiffeisen Bank Zrt.

NET YIELD PERFORMANCE OF THE FUND:

Interval	Yield of note	Benchmark yield
From start	4.43 %	2.99 %
1 month	0.46 %	0.19 %
3 months	1.82 %	1.09 %
6 months	3.98 %	2.76 %

NET PERFORMANCE OF THE FUND

NET ASSET VALUE PER SHARE, 07/16/2013 - 01/31/2014



Past performance is no guarantee of future results. This report should not be considered as an offer or investment advisory. The Fund Prospectus contains the detailed conditions of the investment. The distribution costs of the fund purchase can be found at the distributors.

RISK INDICATORS FOR THE LAST 12 MONTHS:

Annualized standard deviation of the fund's weekly yields: 0.56 %

Annualized standard deviation of the benchmark's weekly yields: 0.21 %

MARKET SUMMARY:

After the introduction of the tapering by the Fed in December, investor focus has shifted to the developing countries that were the main beneficiaries of the liquidity pump and now are most vulnerable to the world of scarce liquidity. The political turbulence occurring in Ukraine and Turkey, the USD 500 million wealth product of the Chinese bank, ICBC on which it nearly defaulted and the rather disappointing manufacturing data coming from China were all factors intensifying the fear around emerging markets. The fear has translated into a fast selloff on the currency- and bond markets at the end of January. The nervous emerging market sentiment has not derailed the Fed on continuing the tapering and the central bank has lowered the pace of quantitative easing by USD 10 billion to USD 65 billion. Despite the tightening monetary policy, the 10-year US treasury bond remained relatively strong during the month and it has sank from the yield of 3% at the beginning of the month to 2.64% by the end of January. The 10-year German Bund has followed this pattern and went from 1.94% to 1.66% by the end of the month. The emerging market sovereign yield spreads have widened significantly by 64 basispoints, while the corporate bond yield spreads also widened by 35 basispoints.

ASSET ALLOCATION OF THE FUND ON 01/31/2014

Asset type	Weight
Corporate bonds	52.80 %
Government bonds	18.22 %
Mortgage debentures	16.73 %
T-bills	15.55 %
Collective securities	0.42 %
Liabilities	-2.74 %
Current account	0.43 %
Repos	0.38 %
Receivables	0.01 %
Market value of open derivative positions	-1.81 %
total	100.00 %
Derivative products	78.42 %
Net corrected leverage	105.50 %

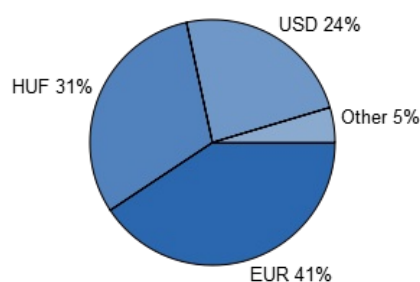
TOP 3 POSITIONS

MFB 2016/05 5,875% (Magyar Fejlesztési Bank Zrt.)
MOL 2017/04/20 5,875% (MOL Nyrt.)
MNB140205 (Magyar Nemzeti Bank Rt. (Budapest))

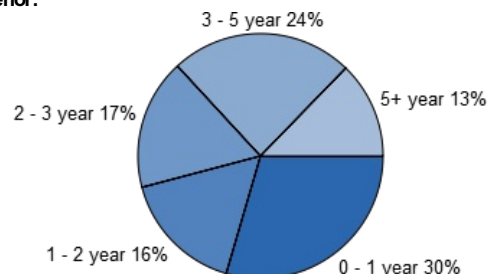
Assets with over 10% weight

There is no such instrument in the portfolio

Currency exposure:



Bonds by tenor:



INVESTMENT HORIZON:

Suggested minimum investment period:

3 months 6 months 1 year 2 years 3 years 4 years 5 years

Risk and Reward Profile:

very low low moderate intermediate significant high very high