

AEGON International Equity Fund EUR series

GENERAL INFORMATION

Fund Manager: AEGON Hungary Fund Manager Ltd.
 Custodian: Citibank Europe plc Magyarországi Fióktelepe
 Main distributor: AEGON Hungary Fund Manager Ltd.
 Benchmark composition: 47.5% S&P 500 INDEX + 47.5% STOXX 50 Index + 5% RMAX Index
 ISIN code: HU0000705918
 Start: 10/29/2007
 Currency: EUR
 Total Net Asset Value of the whole Fund: 7,667,803,176 HUF
 Net Asset Value of EUR series: 50,359 EUR
 Net Asset Value per unit: 0.843148 EUR

INVESTMENT POLICY OF THE FUND:

The fund aims to profit from the return on global equity market investments, through share price gains and dividend income. The bulk of its portfolio is made up of the publicly listed shares of foreign companies. When building the fund's portfolio, beyond the minimum statutory requirements, the principles of safety and maximum diversification (the spreading of risk) are observed. Accordingly, the fund primarily buys publicly issued foreign securities that are listed on foreign stock exchanges, and secondarily, it may also invest in shares issued by Hungarian companies. The fund management company, exercising all due care, based on its own judgement and decisions, and while observing the relevant legal provisions and the limitations stipulated in the Fund Documentation, determines the means of utilising the fund's resources, and the weights of the various investments within the portfolio, with a view to ensuring that the fund - in line with our expectations with regard to future risks and returns - achieves its objective in the long term. However, the fund is managed on the premise that when compiling the portfolio, it is shares that determine the nature of the fund. Accordingly, the proportion of shares that may be kept in the fund at any given moment may reach the prevailing statutory maximum. The fund management company is permitted, at its own discretion, to hedge all or a part of its currency risks with forward currency positions, in compliance with the statutory requirements. When compiling the share portfolio, taking into consideration the macroeconomic environment of the investment markets, the aim is to build up a long-term investment portfolio primarily on the basis of fundamental analyses. In accordance with the current legislation, the proportion of shares in the portfolio may be up to 100%.

DISTRIBUTORS

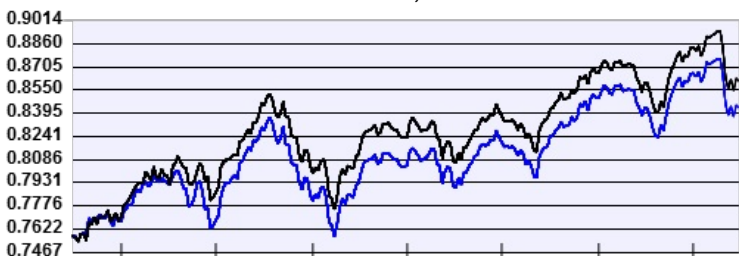
AEGON Magyarország Befektetési Alapkezelő Zrt., AEGON Životná poisťovňa, a.s., Codex Tőzsdeügynökség és Értéktár Zrt., CONCORDE Értékpapír Zrt., Raiffeisen Bank Zrt.

NET YIELD PERFORMANCE OF THE FUND:

| Interval | Yield of note | Benchmark yield |
|------------|---------------|-----------------|
| From start | -3.22 % | 1.77 % |
| 2013 | 16.05 % | 18.93 % |
| 2012 | 10.20 % | 10.65 % |
| 2011 | -14.06 % | -6.09 % |
| 2010 | 18.71 % | 17.44 % |
| 2009 | 19.82 % | 25.10 % |
| 2008 | -43.43 % | -33.72 % |

NET PERFORMANCE OF THE FUND

NET ASSET VALUE PER SHARE, 02/01/2013 - 01/31/2014



— AEGON International Equity Fund EUR series — Benchmark

Past performance is no guarantee of future results. This report should not be considered as an offer or investment advisory. The Fund Prospectus contains the detailed conditions of the investment. The distribution costs of the fund purchase can be found at the distributors.

RISK INDICATORS FOR THE LAST 12 MONTHS:

Annualized standard deviation of the fund's weekly yields: 11.58 %
 Annualized standard deviation of the benchmark's weekly yields: 11.53 %

MARKET SUMMARY:

The leading equity indices started the year with weak performance. The correction was due to exaggerated optimism and the over positioning in the equity markets. The downward direction was supported by the weaker than expected Chinese macro data and the persistent liquidity tightening. Fed cut back the bond buyback program again by USD10bn; however market reactions were not optimistic like in December. The worsening sentiment and liquidity tightening primarily affected emerging market currencies and bond markets, while the correction on the equity markets affected all regions. Japan led the weakening, and the strengthening yen, which contradicts the market expectations, put pressure on the Japan equity market as well. Due to weaker Chinese prosperity data, the determinative raw materials performed poorly, however, precious metals -also unlike the consensus- performed better. USD started the year from 2-year low against the EUR, but thanks to the Fed announcement it strengthened during January.

ASSET ALLOCATION OF THE FUND ON 01/31/2014

| Asset type | Weight |
|---|----------|
| Collective securities | 77.18 % |
| International equities | 20.59 % |
| Hungarian equities | 0.21 % |
| Current account | 2.06 % |
| Receivables | 0.07 % |
| Liabilities | -0.03 % |
| Market value of open derivative positions | -0.07 % |
| total | 100.00 % |
| Derivative products | 2.43 % |
| Net corrected leverage | 100.07 % |

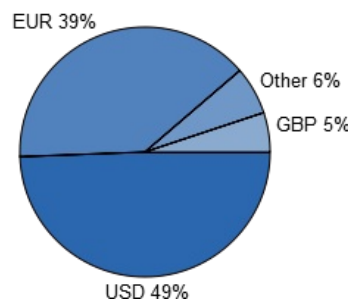
TOP 5 POSITIONS

Vanguard S&P500 ETF
 iShares Stoxx Europe 50 ETF
 I Shares S&P 500 Index Fund
 iShares SP500 Value ETF
 SPDR S&P 500 ETF (USD)

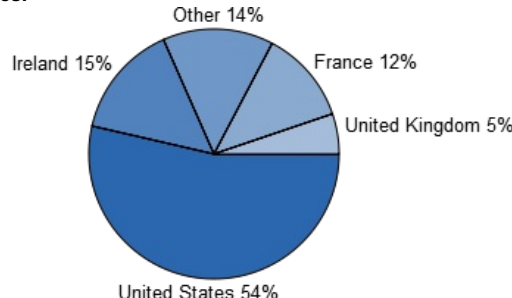
Assets with over 10% weight

Vanguard S&P500 ETF
 iShares Stoxx Europe 50 ETF

Currency exposure:



Stocks by countries:



INVESTMENT HORIZON:

Suggested minimum investment period:

3 months 6 months 1 year 2 years 3 years 4 years 5 years

Risk and Reward Profile:

very low low moderate intermediate significant high very high