

AEGON Central European Credit Fund institutional series

GENERAL INFORMATION

Fund Manager:	AEGON Hungary Fund Manager Ltd.
Custodian:	Citibank Europe plc Magyarországi Fióktelepe
Main distributor:	AEGON Hungary Fund Manager Ltd.
Benchmark composition:	100% RMAX Index + 1%
ISIN code:	HU0000709605
Start:	01/12/2011
Currency:	HUF
Total Net Asset Value of the whole Fund:	15,451,097,623 HUF
Net Asset Value of institutional series:	12,915,421,193 HUF
Net Asset Value per unit:	1.353513 HUF

INVESTMENT POLICY OF THE FUND:

The fund's investment objective is to provide investors with a higher return than that attainable in the domestic money market, primarily by investing in the bond market of the Central and Eastern European region. The fund's bond investments are mainly concentrated in the corporate and mortgage bond markets, but government securities issued in foreign currency are also potential investment targets. Forint-denominated Hungarian government securities are only held for liquidity management purposes. The fund may also buy into other investment funds that invest in the above markets. The achievement of a higher return than would be attainable in the Hungarian government securities market is made possible by the better diversification, the additional yield from the premiums of the bonds, and, in a favourable market environment, by the price gains resulting from the narrowing of the premiums. The fund's general risk level and the asset allocation between the three main areas of investment is determined on the basis of a regular market analysis and situational analysis relating to four main aspects (fundamentals, valuation levels, market sentiment, technical factors). The in-depth analysis is also an important factor in the selection of the individual securities by region, sector and interest risk. In the course of selecting the individual securities, a thorough financial analysis is also essential to determine the creditworthiness of the issuer. Risk management and the regular monitoring of the issuers are of key importance to the fund. When compiling the fund's portfolio we aim to achieve a moderate risk profile, primarily purchasing investment-grade securities. The fund only buys lower-rated instruments in limited proportions. The fund may only conclude derivative transactions for the purpose of hedging or ensuring an efficient portfolio structure. The fund may also hold unleveraged collective investments linked to derivative indexes. The fund also has the option of taking on a substantial currency exposure, which will ordinarily be fully hedged, although depending on market circumstances the fund may even have an open currency position. The fund management company, exercising all due care, based on its own judgement and decisions, and while observing the relevant legal provisions and the limitations stipulated in the Fund Documentation, determines the means of utilising the fund's resources, and the weights of the various investments within the portfolio, with a view to ensuring that the fund - in line with our expectations with regard to future risks and returns - achieves its objective in the long term.

DISTRIBUTORS

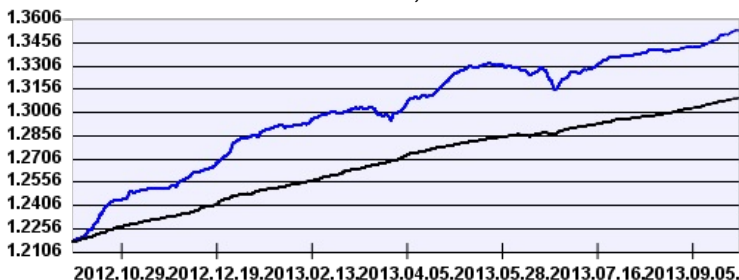
AEGON Magyarország Befektetési Alapkezelő Zrt., Equilor Befektetési Zrt

NET YIELD PERFORMANCE OF THE FUND:

Interval	Yield of note	Benchmark yield
From start	11.79 %	7.65 %
2012	21.84 %	9.60 %

NET PERFORMANCE OF THE FUND

NET ASSET VALUE PER SHARE, 10/01/2012 - 09/30/2013



— AEGON Central European Credit Fund institutional series — Benchmark

Past performance is no guarantee of future results. This report should not be considered as an offer or investment advisory. The Fund Prospectus contains the detailed conditions of the investment. The distribution costs of the fund purchase can be found at the distributors.

RISK INDICATORS FOR THE LAST 12 MONTHS:

Annualized standard deviation of the fund's weekly yields: 2.27 %
Annualized standard deviation of the benchmark's weekly yields: 0.50 %

MARKET SUMMARY:

It came as a big surprise that the Fed did not start tapering in September, which resulted in a slight relief on emerging markets. The FOMC meeting, held in mid-September had even more: this was the first time that the Federal Reserve published its projection for the year 2016, from which it turned out that the rate-setters see the base rate well below what economists have expected in 2016. The surprisingly dovish tone eased the pressure on the 10-year treasury yield, which came down by 20 basispoints after the Fed meeting. The CEMBI and EMBIG spreads have narrowed, with the recently more vulnerable EMBIG yields plummeting more. After the first (over)reaction, the emerging market indices have come back to the levels we saw before the FED and the risk premiums have widened by 25 basispoints.

ASSET ALLOCATION OF THE FUND ON 09/30/2013

Asset type	Weight
Corporate bonds	44.97 %
Government bonds	25.49 %
Mortgage debentures	15.38 %
T-bills	10.48 %
Collective securities	0.42 %
Current account	4.29 %
Liabilities	-1.81 %
Market value of open derivative positions	0.68 %
Repos	0.09 %
Receivables	0.01 %
total	100.00 %
Derivative products	72.90 %
Net corrected leverage	101.19 %

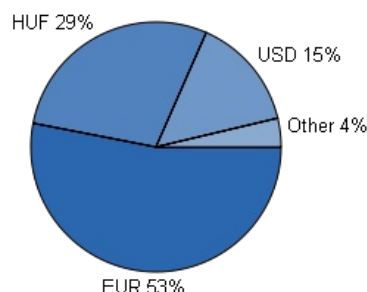
TOP 3 POSITIONS

MFB 2016/05 5,875% (Magyar Fejlesztési Bank Zrt.)
Richter átváltható 2014 4,4 (Magyar Nemzeti Vagyonkezelő Zrt.)
REPHUN 2018/11 5,75% EUR (Államadósság Kezelő Központ Zrt.)

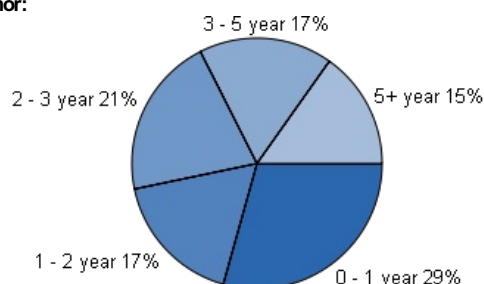
Assets with over 10% weight

There is no such instrument in the portfolio

Currency exposure:



Bonds by tenor:



INVESTMENT HORIZON:

Suggested minimum investment period:



Risk and Reward Profile:

