

INVESTMENT POLICY OF THE FUND

The objective of the investment fund is to make the Polish bond market accessible to the investors, and to function as a relatively stable, medium-risk investment form bringing steady real yields to our Clients on middle term already, without having to tie down their money for a fixed period of time. The Fund mainly invests in Polish government securities issued in zloty, however, the portfolio manager has some room to complement the portfolio with other bond-type investments. Our goal is to achieve the highest yield while taking the lowest risk. To make investment decisions we use the tools of both fundamental and technical analysis, and we take into consideration the investor sentiment on the markets at all times. The portfolio manager seeks out potential investment opportunities based on the macro-economical expectations, the expected yield curve, the return expected on the curve and the market volatility, and selects investments that are considered to be safe and bring relatively high yields in exchange for the risks taken. The Fund strives for complete exchange risk coverage of foreign currency exposure for the target currency.

MARKET SUMMARY

In October, the performance of the Polish bonds was weak: on the 3-year maturity yields increased by 40 basis points, on the 5 year maturity yields increased by 66 basis points and on the 10 year maturity yields increased by 68 basis points compared to the beginning of the month. We only saw decreasing yields on the very short end, yields declined on the 1 year maturity by 26 basis points. The base rate is still at 5.75% and at the rate setting meeting in the beginning of November it was left unchanged as well. Currently the inflation is 5% year on year in October according to the preliminary estimates, thus marked the seventh consecutive month of rising consumer prices and it was mainly driven by higher food and electricity prices. The growing inflation is hindering the central bank from starting the rate cut. However, once the trend reverses, rate cuts could begin, with the earliest expected around mid-2025 or March next year. The Purchasing Managers' Index (PMI) rose to 49.2 in September from the previous month's 48.6 arriving above market expectations. Thus the index remained in contraction territory for the 30th consecutive month. New orders are still in a declining trend, but employment and output started to rise. Industrial production posted a fall of 0.3% in the ninth month of the year. As for the state budget, the government generated a deficit of 16,634.8 million PLN in the ninth month of the year, bringing the 12-month rolling budget deficit to 4.52% of GDP. During the month we had slight underweight duration exposure, which proved to be a good decision.

GENERAL INFORMATION

Fund Manager:	VIG Investment Fund Management Hungary
Custodian:	Unicredit Bank Hungary Zrt.
Main distributor:	VIG Investment Fund Management Hungary
Benchmark composition:	100% TBSP Index
ISIN code:	HU0000705256
Start:	05/11/2007
Currency:	HUF
Net Asset Value of the whole Fund:	16,124,275,679 HUF
Net Asset Value of A series:	189,016,789 HUF
Net Asset Value per unit:	1.958198 HUF

ASSET ALLOCATION OF THE FUND

Asset	Weight
Government bonds	60.33 %
Corporate bonds	39.21 %
T-bills	0.09 %
Liabilities	-16.52 %
Receivables	14.69 %
Current account	2.19 %
Market value of open derivative positions	0.02 %
Total	100.00 %
Derivative products	1.60 %
Net corrected leverage	100.00 %

DISTRIBUTORS

CIB BANK ZRT, Concorde Securities Ltd., Equilor Befektetési Zrt, Erste Investment Plc., MBH Befektetési Bank Zrt, Raiffeisen Bank cPlc., UniCredit Bank Hungary cPlc., VIG Asset Management Hungary Plc.


Assets with over 10% weight

POLGB 2029/07/25 4,75% (Polish State)
POLGB 2034/10/25/34 5% (Polish State)
BGOSK 07/03/25 1.25% (Bank Gospodarstwa Krajowego)
POLGB 2032/04/25 1,75% (Polish State)

SUGGESTED MINIMUM INVESTMENT PERIOD

3 mths	6 mths	1 yr	2 yr	3 yr	4 yr	5 yr
--------	--------	------	------	------	------	------

RISK PROFILE



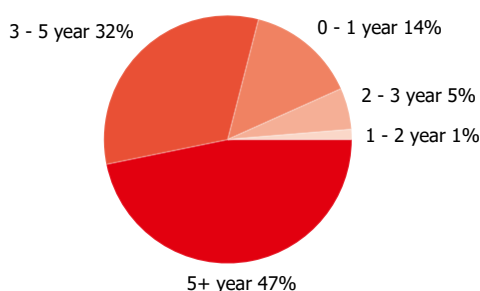
VIG Polish Bond Investment Fund

A series HUF MONTHLY report - 2024 OCTOBER (made on: 10/31/2024)

NET YIELD PERFORMANCE OF THE SERIES

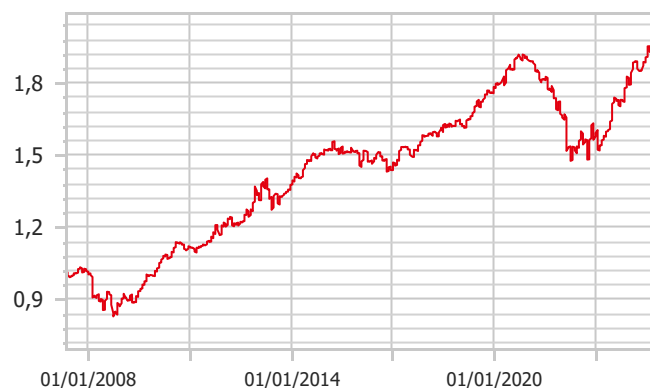
Interval	Yield of note	Benchmark yield
YTD	7.73 %	9.15 %
From launch	3.92 %	6.65 %
1 month	-0.91 %	-0.82 %
3 months	1.52 %	1.79 %
2023	16.28 %	16.35 %
2022	-8.27 %	0.94 %
2021	-9.83 %	-8.59 %
2020	7.66 %	8.75 %
2019	6.92 %	7.79 %
2018	4.20 %	5.33 %
2017	9.53 %	10.82 %
2016	-4.68 %	-4.08 %
2015	-0.35 %	1.10 %
2014	11.85 %	12.94 %

Bonds by tenor:



NET PERFORMANCE OF THE SERIES

net asset value per share, 05/11/2007 - 10/31/2024



RISK INDICATORS

Annualized standard deviation of the fund's weekly yields-based on 1 year	7.26 %
Annualized standard deviation of the benchmark's weekly yields-based on 1 year	7.16 %
Annualized standard deviation of the fund's weekly yields-based on 3 year	11.16 %
Annualized standard deviation of the fund's weekly yields-based on 5 year	9.61 %
WAM (Weighted Average Maturity)	4.62 years
WAL (Weighted Average Life)	5.46 years

TOP 10 POSITIONS

Asset	Type	Counterparty / issuer	Maturity	
POLGB 2029/07/25 4,75%	interest-bearing	Polish State	07/25/2029	18.49 %
POLGB 2034/10/25/34 5%	interest-bearing	Polish State	10/25/2034	16.25 %
BGOSK 07/03/25 1.25%	interest-bearing	Bank Gospodarstwa Krajowego	07/03/2025	14.23 %
POLGB 2032/04/25 1,75%	interest-bearing	Polish State	04/25/2032	11.67 %
POLGB 2028/07/25 7,5%	interest-bearing	Polish State	07/25/2028	7.92 %
BGOSK 2030/06/05 2,125%	interest-bearing	Bank Gospodarstwa Krajowego	06/05/2030	6.88 %
BGOSK 2027/04/27 1,875%	interest-bearing	Bank Gospodarstwa Krajowego	04/27/2027	5.42 %
BGOSK Float 06/12/31	interest-bearing	Bank Gospodarstwa Krajowego	06/12/2031	5.26 %
BGOSK 2033/07/21 2,25%	interest-bearing	Bank Gospodarstwa Krajowego	07/21/2033	3.55 %
POLGB 2029/04/25 5,75%	interest-bearing	Polish State	04/25/2029	3.02 %

Legal declaration

The recent document qualifies as Portfolio Report according to the Kbtv. requirements. It contains the following elements based on the last net asset value of the reporting month: presentation of the assets of the fund regarding asset type of portfolio investment and regarding other categories detailed in its investment policy; list of assets (issuers) representing more than 10% of the portfolio; net asset value of the fund, including the cumulated and the calculated value per unit share. Investors are kindly advised, that past performance of the fund does not guarantee future performance. The returns presented are to be considered without applicable taxes, distribution fees and commissions, fees related to account keeping and other costs in relation with holding an investment fund unit. Information presented in the Portfolio Report are for information purposes only, not intended to serve as investment advice, or any other offer. Investors are kindly advised to carefully read the Key Investors Document and Prospectus of the fund, in order to understand the risks of investing into the fund, and to be able to make an informed investor decision. The referred documents are available at the distribution locations and on the official website of VIG Fund Management Zrt. VIG Investment Fund Management Hungary | 1091 Budapest, Üllői út 1. | +36 1 477 4814 | alapkezelo@am.vig | www.vigam.hu