

## INVESTMENT POLICY OF THE FUND

The objective of the investment fund is to make the Polish bond market accessible to the investors, and to function as a relatively stable, medium-risk investment form bringing steady real yields to our Clients on middle term already, without having to tie down their money for a fixed period of time. The Fund mainly invests in Polish government securities issued in zloty, however, the portfolio manager has some room to complement the portfolio with other bond-type investments. Our goal is to achieve the highest yield while taking the lowest risk. To make investment decisions we use the tools of both fundamental and technical analysis, and we take into consideration the investor sentiment on the markets at all times. The portfolio manager seeks out potential investment opportunities based on the macro-economical expectations, the expected yield curve, the return expected on the curve and the market volatility, and selects investments that are considered to be safe and bring relatively high yields in exchange for the risks taken. The Fund strives for complete exchange risk coverage of foreign currency exposure for the target currency.

## MARKET SUMMARY

In August, the performance of the Polish bonds was mixed: on the 3-year maturity yields decreased by 6 basis points, on the 5 year maturity remained mostly unchanged, and on the 10 year maturity yields increased by 10 basis points. The base rate is still at 5,75% and at the rate setting meeting in the beginning of September it was left unchanged as well. Currently the inflation is 4,3% year on year in August according to the preliminary estimates, thus marked the fifth consecutive month of rising consumer prices and it was mainly driven by higher food prices. The Purchasing Managers' Index (PMI) rose to 47.8 in August from the previous month's 47.3 arriving above market expectations. Thus the index remained in contraction territory for the 28th consecutive month. New orders are still in a decreasing trend but export sales declined sharply as well during the month. Industrial production posted an increase of 4.9% in the seventh month of the year, but arrived below market expectations of 7,3%. As for the state budget, the government generated a deficit of 12,864.9 million PLN in the seventh month of the year, bringing the 12-month rolling budget deficit to 4.45% of GDP. In August the draft budget for 2025 has been accepted, which turned out to be a large increase compared to this year, according to which the headline state budget deficit will be 7,3% of GDP. We decreased our duration overweight in the yield range of 5,1-5,2% from Polish long end bonds, leading to a slight underweight position, which was profitable especially after the announcement of the 2025 budget plan. Given the global macro environment, we interpreted the fast increase in Polish bonds yields as a panic and as a result we bought back majority of the previously sold Polish long end bonds.

## GENERAL INFORMATION

Fund Manager:	VIG Investment Fund Management Hungary
Custodian:	Unicredit Bank Hungary Zrt.
Main distributor:	VIG Investment Fund Management Hungary
Benchmark composition:	100% TBSP Index
ISIN code:	HU0000710942
Start:	08/07/2012
Currency:	PLN
Net Asset Value of the whole Fund:	15,992,526,442 HUF
Net Asset Value of I series:	117,206,467 PLN
Net Asset Value per unit:	1.276654 PLN

## ASSET ALLOCATION OF THE FUND

Asset	Weight
Government bonds	57.71 %
Corporate bonds	38.61 %
Liabilities	-38.21 %
Receivables	31.99 %
Current account	9.91 %
Market value of open derivative positions	-0.01 %
<b>Total</b>	<b>100,00 %</b>
Derivative products	1.75 %
Net corrected leverage	100.00 %
<b>Assets with over 10% weight</b>	
POLGB 2029/07/25 4,75% (Polish State)	
BGOSK 07/03/25 1.25% (Bank Gospodarstwa Krajowego)	
POLGB 2032/04/25 1,75% (Polish State)	
POLGB 2028/07/25 7,5% (Polish State)	

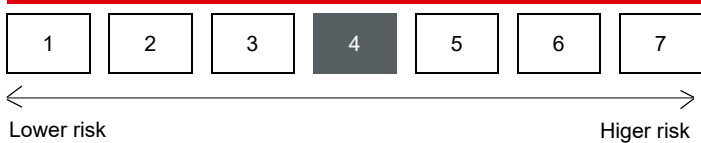
## DISTRIBUTORS

Aegon Towarzystwo Ubezpieczen na Zycie Spolka

## SUGGESTED MINIMUM INVESTMENT PERIOD

3 mths	6 mths	1 yr	2 yr	3 yr	4 yr	5 yr
--------	--------	------	------	------	------	------

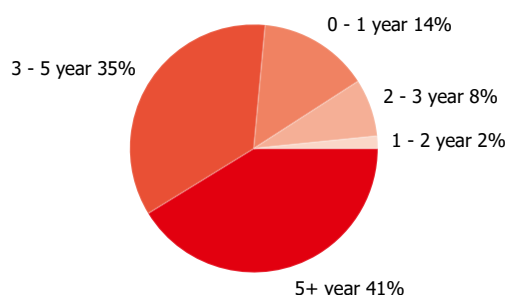
## RISK PROFILE



## NET YIELD PERFORMANCE OF THE SERIES

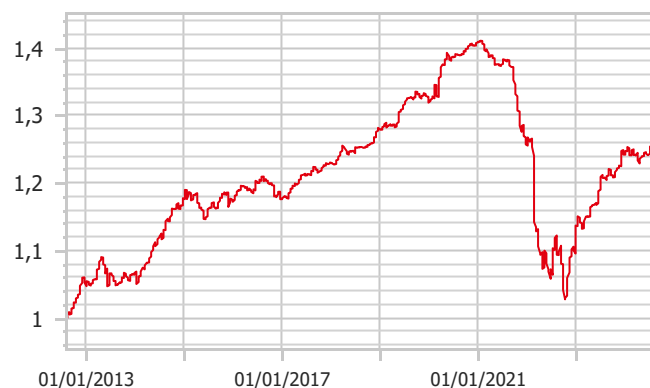
Interval	Yield of note	Benchmark yield
YTD	2.57 %	3.15 %
From launch	2.04 %	3.23 %
1 month	0.69 %	0.63 %
3 months	2.95 %	2.87 %
2023	13.52 %	12.80 %
2022	-13.09 %	-5.03 %
2021	-10.34 %	-9.74 %
2020	6.00 %	6.42 %
2019	3.73 %	3.94 %
2018	4.17 %	4.67 %
2017	4.17 %	4.77 %
2016	0.22 %	0.25 %
2015	0.83 %	1.68 %
2014	9.56 %	9.45 %

### Bonds by tenor:



## NET PERFORMANCE OF THE SERIES

net asset value per share, 08/07/2012 - 08/31/2024



## RISK INDICATORS

Annualized standard deviation of the fund's weekly yields-based on 1 year	3.69 %
Annualized standard deviation of the benchmark's weekly yields-based on 1 year	3.70 %
Annualized standard deviation of the fund's weekly yields-based on 3 year	8.23 %
Annualized standard deviation of the fund's weekly yields-based on 5 year	6.72 %
WAM (Weighted Average Maturity)	4.28 years
WAL (Weighted Average Life)	5.05 years

## TOP 10 POSITIONS

Asset	Type	Counterparty / issuer	Maturity	
POLGB 2029/07/25 4,75%	interest-bearing	Polish State	07/25/2029	18.40 %
BGOSK 07/03/25 1.25%	interest-bearing	Bank Gospodarstwa Krajowego	07/03/2025	13.92 %
POLGB 2032/04/25 1,75%	interest-bearing	Polish State	04/25/2032	11.79 %
POLGB 2028/07/25 7,5%	interest-bearing	Polish State	07/25/2028	10.03 %
POLGB 2034/10/25/34 5%	interest-bearing	Polish State	10/25/2034	9.27 %
BGOSK 2030/06/05 2,125%	interest-bearing	Bank Gospodarstwa Krajowego	06/05/2030	6.84 %
BGOSK 2027/04/27 1,875%	interest-bearing	Bank Gospodarstwa Krajowego	04/27/2027	5.30 %
BGOSK Float 06/12/31	interest-bearing	Bank Gospodarstwa Krajowego	06/12/2031	5.18 %
BGOSK 2033/07/21 2,25%	interest-bearing	Bank Gospodarstwa Krajowego	07/21/2033	3.56 %
POLGB 2033/10/25 6%	interest-bearing	Polish State	10/25/2033	3.14 %

### Legal declaration

The recent document qualifies as Portfolio Report according to the Kbtv. requirements. It contains the following elements based on the last net asset value of the reporting month: presentation of the assets of the fund regarding asset type of portfolio investment and regarding other categories detailed in its investment policy; list of assets (issuers) representing more than 10% of the portfolio; net asset value of the fund, including the cumulated and the calculated value per unit share. Investors are kindly advised, that past performance of the fund does not guarantee future performance. The returns presented are to be considered without applicable taxes, distribution fees and commissions, fees related to account keeping and other costs in relation with holding an investment fund unit. Information presented in the Portfolio Report are for information purposes only, not intended to serve as investment advice, or any other offer. Investors are kindly advised to carefully read the Key Investors Document and Prospectus of the fund, in order to understand the risks of investing into the fund, and to be able to make an informed investor decision. The referred documents are available at the distribution locations and on the official website of VIG Fund Management Zrt. VIG Investment Fund Management Hungary | 1091 Budapest, Üllői út 1. | +36 1 477 4814 | alapkezelo@am.vig | www.vigam.hu