

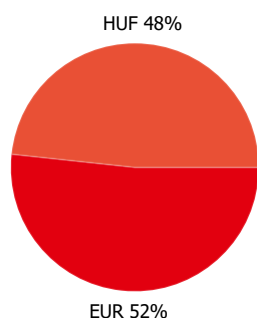
VIG Ozon Annual Capital Protected Investment Fund

I series HUF MONTHLY report - 2024 MARCH (made on: 03/31/2024)

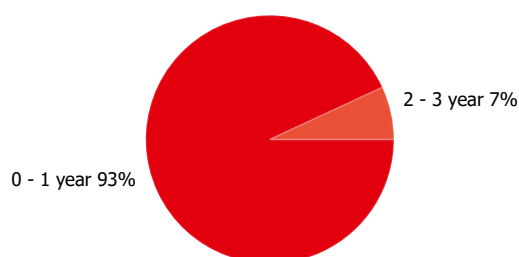
NET YIELD PERFORMANCE OF THE SERIES

Interval	Yield of note	Benchmark yield
YTD	1.78 %	1.82 %
From launch	14.03 %	14.05 %
1 month	0.41 %	0.57 %
3 months	1.78 %	1.82 %

Currency exposure:

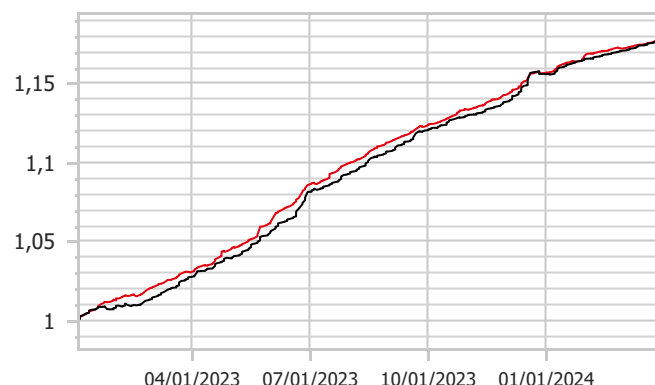


Bonds by tenor:



NET PERFORMANCE OF THE SERIES

net asset value per share, 01/02/2023 - 03/31/2024



— VIG Ozon Annual Capital Protected Investment Fund I series
— Benchmark

RISK INDICATORS

Annualized standard deviation of the fund's weekly yields-based on 1 year	1.22 %
Annualized standard deviation of the benchmark's weekly yields-based on 1 year	1.31 %
Annualized standard deviation of the fund's weekly yields-based on 3 year	1.18 %
Annualized standard deviation of the fund's weekly yields-based on 5 year	1.18 %
WAM (Weighted Average Maturity)	0.43 years
WAL (Weighted Average Life)	0.44 years

TOP 10 POSITIONS

Asset	Type	Counterparty / issuer	Maturity	
Magyar Államkötvény 2024/C	interest-bearing	Államadósság Kezelő Központ	10/24/2024	29.31 %
BTF 0 04/17/24	zero coupon	French state	04/17/2024	27.91 %
BTF 0 05/02/24	zero coupon	French state	05/02/2024	23.66 %
MAEXIM 10 11/27/24	interest-bearing	Hungarian Export-Import Bank cPlc.	11/27/2024	7.96 %
2026H	interest-bearing	Államadósság Kezelő Központ	10/21/2026	6.92 %
Magyar Államkötvény 2024/B	interest-bearing	Államadósság Kezelő Központ	06/26/2024	2.64 %
MAEXIM 11 10/02/24	interest-bearing	Hungarian Export-Import Bank cPlc.	10/02/2024	1.27 %

Legal declaration

The recent document qualifies as Portfolio Report according to the Kbtv. requirements. It contains the following elements based on the last net asset value of the reporting month: presentation of the assets of the fund regarding asset type of portfolio investment and regarding other categories detailed in its investment policy; list of assets (issuers) representing more than 10% of the portfolio; net asset value of the fund, including the cumulated and the calculated value per unit share. Investors are kindly advised, that past performance of the fund does not guarantee future performance. The returns presented are to be considered without applicable taxes, distribution fees and commissions, fees related to account keeping and other costs in relation with holding an investment fund unit. Information presented in the Portfolio Report are for information purposes only, not intended to serve as investment advice, or any other offer. Investors are kindly advised to carefully read the Key Investors Document and Prospectus of the fund, in order to understand the risks of investing into the fund, and to be able to make an informed investor decision. The referred documents are available at the distribution locations and on the official website of VIG Fund Management Zrt. VIG Investment Fund Management Hungary | 1091 Budapest, Üllői út 1. | +36 1 477 4814 | alapkezeslo@am.vig | www.vigam.hu